

Product Datasheet

SAR1B Antibody - BSA Free

NBP1-32725

Unit Size: 100 ul

Aliquot and store at -20C or -80C. Avoid freeze-thaw cycles.

www.novusbio.com



technical@novusbio.com

Reviews: 1 Publications: 1

Protocols, Publications, Related Products, Reviews, Research Tools and Images at:
www.novusbio.com/NBP1-32725

Updated 9/9/2025 v.20.1

Earn rewards for product reviews and publications.

Submit a publication at www.novusbio.com/publications

Submit a review at www.novusbio.com/reviews/destination/NBP1-32725



NBP1-32725

SAR1B Antibody - BSA Free

Product Information

Unit Size	100 ul
Concentration	Concentrations vary lot to lot. See vial label for concentration. If unlisted please contact technical services.
Storage	Aliquot and store at -20C or -80C. Avoid freeze-thaw cycles.
Clonality	Polyclonal
Preservative	0.01% Thimerosal
Isotype	IgG
Purity	Antigen Affinity-purified
Buffer	0.1M Tris (pH 7), 0.1M Glycine, 10% Glycerol
Target Molecular Weight	22 kDa

Product Description


Description	Novus Biologicals Rabbit SAR1B Antibody - BSA Free (NBP1-32725) is a polyclonal antibody validated for use in IHC, WB and ICC/IF. Anti-SAR1B Antibody: Cited in 1 publication. All Novus Biologicals antibodies are covered by our 100% guarantee.
Host	Rabbit
Gene ID	51128
Gene Symbol	SAR1B
Species	Human, Mouse, Rat
Immunogen	Full length human SAR1B Recombinant protein.

Product Application Details

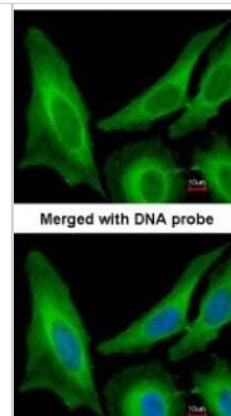
Applications	Western Blot, Immunohistochemistry-Paraffin, Immunocytochemistry/Immunofluorescence, Immunohistochemistry
Recommended Dilutions	Western Blot 1:500-1:3000, Immunohistochemistry 1:100-1:1000, Immunocytochemistry/ Immunofluorescence 1:100-1:1000, Immunohistochemistry-Paraffin 1:100-1:1000
Application Notes	SAR1B antibody validated for WB from a verified customer review.

Images

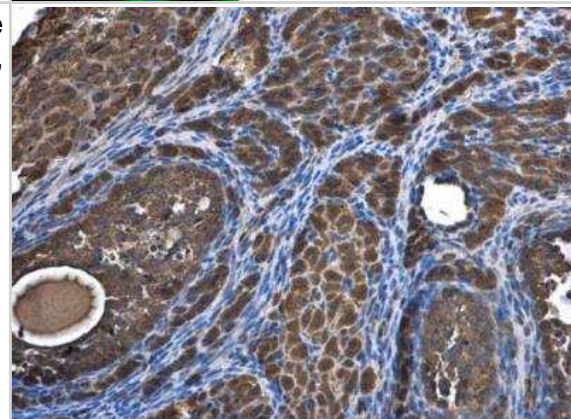
Western Blot: SAR1B Antibody [NBP1-32725] - Adult mouse small intestine homogenate, 20 ug total protein per lane. Antibody at 1:1000. Secondary HRP conjugated antibody at 1:5000. Bands visualized with Immobilon Western Chemiluminescence HRP substrate, imaged with Syngene system. WB image submitted by a verified customer review.



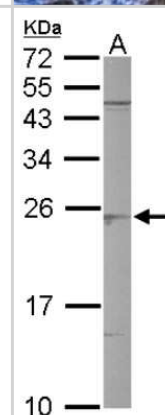
Immunocytochemistry/Immunofluorescence: SAR1B Antibody [NBP1-32725] - Paraformaldehyde-fixed HeLa, using antibody at 1:200 dilution.



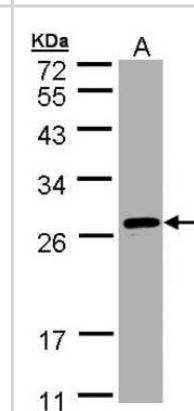
Immunohistochemistry-Paraffin: SAR1B Antibody [NBP1-32725] - Mouse ovary. SAR1B antibody diluted at 1:500. Antigen Retrieval: Citrate buffer, pH 6.0, 15 min.



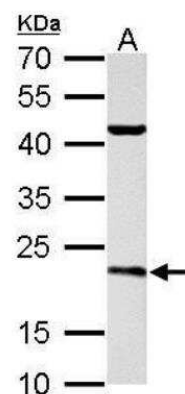
Western Blot: SAR1B Antibody [NBP1-32725] - Sample (50 ug of whole cell lysate) A: mouse brain 12% SDS PAGE, antibody diluted at 1:3000.



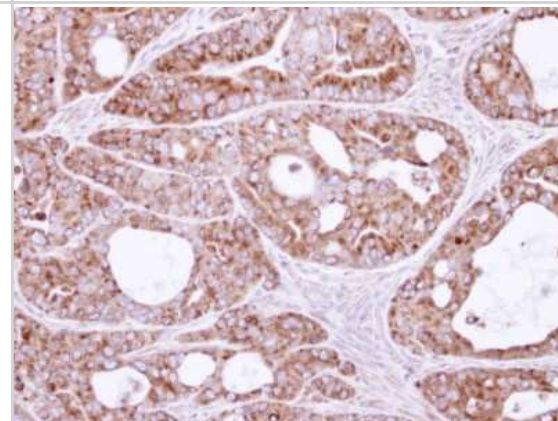
Western Blot: SAR1B Antibody [NBP1-32725] - Sample (30 ug of whole cell lysate) A: HeLa 12% SDS PAGE, antibody diluted at 1:1000.



Western Blot: SAR1B Antibody [NBP1-32725] - A. 50 ug rat brain lysate/extract 12 % SDS-PAGE SAR1B antibody dilution: 1:3000



Immunohistochemistry-Paraffin: SAR1B Antibody [NBP1-32725] - Paraffin-embedded NCIN87 xenograft, using antibody at 1:500 dilution.



Publications

Sane A, Seidman E, Spahis S et al. New Insights in Intestinal Sar1B GTPase Regulation and Role in Cholesterol Homeostasis J. Cell. Biochem. 2015-03-30 [PMID: 25826777] (WB, Human)



Novus Biologicals USA

10730 E. Briarwood Avenue
Centennial, CO 80112
USA
Phone: 303.730.1950
Toll Free: 1.888.506.6887
Fax: 303.730.1966
nb-customerservice@bio-techne.com

Bio-Techne Canada

21 Canmotor Ave
Toronto, ON M8Z 4E6
Canada
Phone: 905.827.6400
Toll Free: 855.668.8722
Fax: 905.827.6402
canada.inquires@bio-techne.com

Bio-Techne Ltd

19 Barton Lane
Abingdon Science Park
Abingdon, OX14 3NB, United Kingdom
Phone: (44) (0) 1235 529449
Free Phone: 0800 37 34 15
Fax: (44) (0) 1235 533420
info.EMEA@bio-techne.com

General Contact Information

www.novusbio.com
Technical Support: nb-technical@bio-
techne.com
Orders: nb-customerservice@bio-techne.com
General: novus@novusbio.com

Products Related to NBP1-32725

HAF008	Goat anti-Rabbit IgG Secondary Antibody [HRP]
NB7160	Goat anti-Rabbit IgG (H+L) Secondary Antibody [HRP]
NBP2-24891	Rabbit IgG Isotype Control
NBP2-23451	Recombinant Human SAR1B His Protein

Limitations

This product is for research use only and is not approved for use in humans or in clinical diagnosis. Primary Antibodies are guaranteed for 1 year from date of receipt.

For more information on our 100% guarantee, please visit www.novusbio.com/guarantee

Earn gift cards/discounts by submitting a review: www.novusbio.com/reviews/submit/NBP1-32725

Earn gift cards/discounts by submitting a publication using this product:
www.novusbio.com/publications

