

# Product Datasheet

## Calcineurin B Antibody - BSA Free NBP1-32720

Unit Size: 100 ul

Aliquot and store at -20C or -80C. Avoid freeze-thaw cycles.

[www.novusbio.com](http://www.novusbio.com)



[technical@novusbio.com](mailto:technical@novusbio.com)

### Publications: 1

Protocols, Publications, Related Products, Reviews, Research Tools and Images at:  
[www.novusbio.com/NBP1-32720](http://www.novusbio.com/NBP1-32720)

Updated 9/9/2025 v.20.1

Earn rewards for product  
reviews and publications.

Submit a publication at [www.novusbio.com/publications](http://www.novusbio.com/publications)

Submit a review at [www.novusbio.com/reviews/destination/NBP1-32720](http://www.novusbio.com/reviews/destination/NBP1-32720)



**NBP1-32720**


Calcineurin B Antibody - BSA Free

Product Information	
Unit Size	100 ul
Concentration	Concentrations vary lot to lot. See vial label for concentration. If unlisted please contact technical services.
Storage	Aliquot and store at -20C or -80C. Avoid freeze-thaw cycles.
Clonality	Polyclonal
Preservative	0.01% Thimerosal
Isotype	IgG
Purity	Antigen Affinity-purified
Buffer	0.1M Tris (pH 7), 0.1M Glycine, 10% Glycerol
Target Molecular Weight	19 kDa
Product Description	
Description	Novus Biologicals Rabbit Calcineurin B Antibody - BSA Free (NBP1-32720) is a polyclonal antibody validated for use in IHC and WB. Anti-Calcineurin B Antibody: Cited in 1 publication. All Novus Biologicals antibodies are covered by our 100% guarantee.
Host	Rabbit
Gene ID	5534
Gene Symbol	PPP3R1
Species	Human, Mouse, Rat, Zebrafish
Reactivity Notes	Xenopus laevis (98%).
Immunogen	Full length human Calcineurin B Recombinant protein.
Product Application Details	
Applications	Western Blot, Immunohistochemistry-Paraffin, Immunohistochemistry
Recommended Dilutions	Western Blot 1:500-1:100000, Immunohistochemistry 1:100-1:1000, Immunohistochemistry-Paraffin 1:100-1:1000

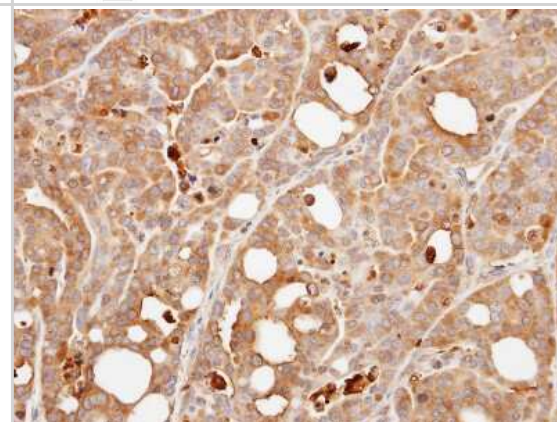


## Images


Western Blot: Calcineurin B Antibody [NBP1-32720] - Rat tissue extract (50 ug) was separated by 15% SDS-PAGE, and the membrane was blotted with Calcineurin B antibody diluted at 1:100000.



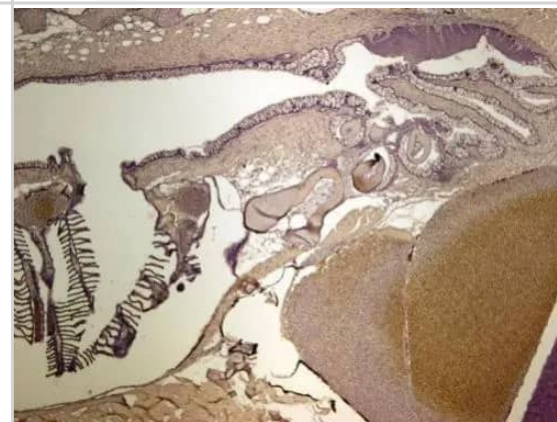
Immunohistochemistry-Paraffin: Calcineurin B Antibody [NBP1-32720] - Paraffin-embedded NCI-N87 xenograft, using antibody at 1:500 dilution.



Western Blot: Calcineurin B Antibody [NBP1-32720] - Mouse tissue extract (50 ug) was separated by 15% SDS-PAGE, and the membrane was blotted with Calcineurin B antibody diluted at 1:1000.



Immunohistochemistry: Calcineurin B Antibody [NBP1-32720] - Immunohistochemical analysis of paraffin-embedded zebrafish tissue, using Calcineurin B antibody (NBP1-32720) at 1:300 dilution.



## Publications

Filomena MC, Yamamoto DL, Carullo P Et al. Myopalladin knockout mice develop cardiac dilation and show a maladaptive response to mechanical pressure overload eLife 2021-09-24 [PMID: 34558411] (WB, Mouse)



### **Novus Biologicals USA**

10730 E. Briarwood Avenue  
Centennial, CO 80112  
USA  
Phone: 303.730.1950  
Toll Free: 1.888.506.6887  
Fax: 303.730.1966  
nb-customerservice@bio-techne.com

### **Bio-Techne Canada**

21 Canmotor Ave  
Toronto, ON M8Z 4E6  
Canada  
Phone: 905.827.6400  
Toll Free: 855.668.8722  
Fax: 905.827.6402  
canada.inquires@bio-techne.com

### **Bio-Techne Ltd**

19 Barton Lane  
Abingdon Science Park  
Abingdon, OX14 3NB, United Kingdom  
Phone: (44) (0) 1235 529449  
Free Phone: 0800 37 34 15  
Fax: (44) (0) 1235 533420  
info.EMEA@bio-techne.com

### **General Contact Information**

[www.novusbio.com](http://www.novusbio.com)  
Technical Support: nb-technical@bio-techne.com  
Orders: nb-customerservice@bio-techne.com  
General: novus@novusbio.com

### **Products Related to NBP1-32720**

---

HAF008	Goat anti-Rabbit IgG Secondary Antibody [HRP]
NB7160	Goat anti-Rabbit IgG (H+L) Secondary Antibody [HRP]
NBP2-24891	Rabbit IgG Isotype Control
NBP1-78797-100ug	Recombinant Human Calcineurin B His Protein

---

### **Limitations**

This product is for research use only and is not approved for use in humans or in clinical diagnosis. Primary Antibodies are guaranteed for 1 year from date of receipt.

For more information on our 100% guarantee, please visit [www.novusbio.com/guarantee](http://www.novusbio.com/guarantee)

Earn gift cards/discounts by submitting a review: [www.novusbio.com/reviews/submit/NBP1-32720](http://www.novusbio.com/reviews/submit/NBP1-32720)

Earn gift cards/discounts by submitting a publication using this product:  
[www.novusbio.com/publications](http://www.novusbio.com/publications)

