

Product Datasheet

CHMP5 Antibody - BSA Free

NBP1-32597

Unit Size: 0.1 ml

Aliquot and store at -20C or -80C. Avoid freeze-thaw cycles.

www.novusbio.com



technical@novusbio.com

Protocols, Publications, Related Products, Reviews, Research Tools and Images at:
www.novusbio.com/NBP1-32597

Updated 9/9/2025 v.20.1

Earn rewards for product
reviews and publications.

Submit a publication at www.novusbio.com/publications

Submit a review at www.novusbio.com/reviews/destination/NBP1-32597



NBP1-32597

CHMP5 Antibody - BSA Free

Product Information

Unit Size	0.1 ml
Concentration	Concentrations vary lot to lot. See vial label for concentration. If unlisted please contact technical services.
Storage	Aliquot and store at -20C or -80C. Avoid freeze-thaw cycles.
Clonality	Polyclonal
Preservative	0.01% Thimerosal
Isotype	IgG
Purity	Antigen Affinity-purified
Buffer	PBS, 20% Glycerol
Target Molecular Weight	25 kDa

Product Description

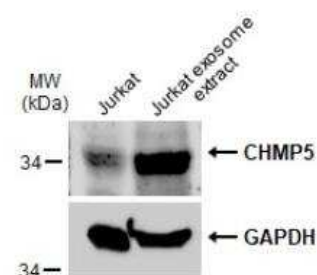
Description	Novus Biologicals Rabbit CHMP5 Antibody - BSA Free (NBP1-32597) is a polyclonal antibody validated for use in IHC, WB, ICC/IF and IP. All Novus Biologicals antibodies are covered by our 100% guarantee.
Host	Rabbit
Gene ID	51510
Gene Symbol	CHMP5
Species	Human, Mouse
Reactivity Notes	Xenopus laevis (88%).
Immunogen	Recombinant protein encompassing a sequence within the center region of human CHMP5. The exact sequence is proprietary.

Product Application Details

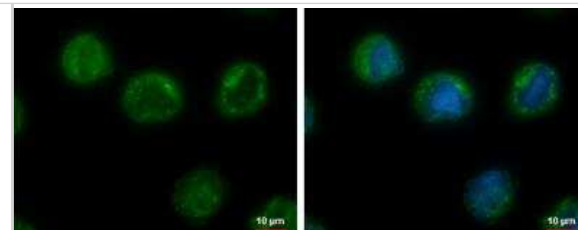
Applications	Western Blot, Immunohistochemistry-Paraffin, Immunocytochemistry/Immunofluorescence, Immunohistochemistry, Immunoprecipitation
Recommended Dilutions	Western Blot 1:500-1:3000, Immunohistochemistry 1:100-1:1000, Immunocytochemistry/ Immunofluorescence 1:100-1:1000, Immunoprecipitation Assay dependent, Immunohistochemistry-Paraffin 1:100-1:1000

Images

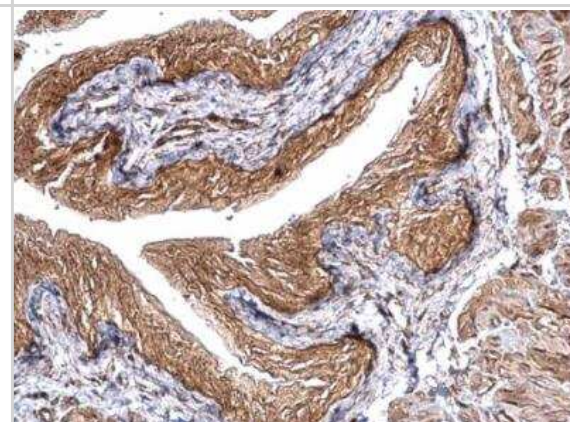
Western Blot: CHMP5 Antibody [NBP1-32597] - Jurkat whole cell extracts and Jurkat exosome extract (15.4 ug) were separated by 12% SDS-PAGE, and the membrane was blotted with CHMP5 antibody [N1C3] diluted at 1:250. The HRP-conjugated anti-rabbit IgG antibody (NBP2-19301) was used to detect the primary antibody.



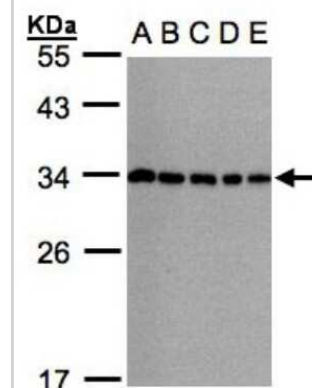
Immunocytochemistry/Immunofluorescence: CHMP5 Antibody [NBP1-32597] - HL-60 cells were fixed in ice-cold MeOH for 5 min. Green: CHMP5 protein stained by CHMP5 antibody [N1C3] diluted at 1:500. Blue: Hoechst 33342 staining.



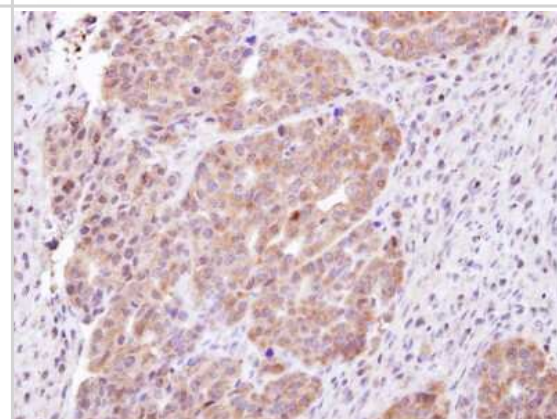
Immunohistochemistry-Paraffin: CHMP5 Antibody [NBP1-32597] - Mouse urinary bladder. CHMP5 stained by CHMP5 antibody [N1C3] diluted at 1:500. Antigen Retrieval: Trilogy™ (EDTA based, pH 8.0) buffer, 15min.



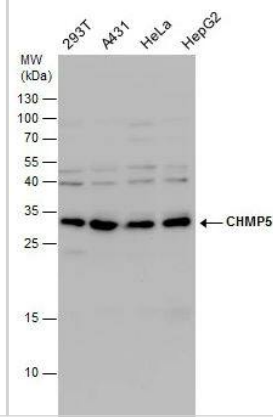
Western Blot: CHMP5 Antibody [NBP1-32597] - Sample(30ug whole cell lysate)A: 293TB: A431 C: H1299D: HeLa S3 E: Hep G2 2% SDS PAGE, antibody diluted at 1:1000.



Immunohistochemistry-Paraffin: CHMP5 Antibody [NBP1-32597] - NCIN87 xenograft, using CHMP5 antibody at 1:100 dilution. Antigen Retrieval: Trilogy™ (EDTA based, pH 8.0) buffer, 15min.



Western Blot: CHMP5 Antibody [NBP1-32597] -CHMP5 antibody detects CHMP5 protein by Western blot analysis. Various whole cell extracts (30 ug) were separated by 15 % SDS-PAGE, and blotted with CHMP5 antibody diluted by 1:1000





Novus Biologicals USA

10730 E. Briarwood Avenue
Centennial, CO 80112
USA
Phone: 303.730.1950
Toll Free: 1.888.506.6887
Fax: 303.730.1966
nb-customerservice@bio-techne.com

Bio-Techne Canada

21 Canmotor Ave
Toronto, ON M8Z 4E6
Canada
Phone: 905.827.6400
Toll Free: 855.668.8722
Fax: 905.827.6402
canada.inquires@bio-techne.com

Bio-Techne Ltd

19 Barton Lane
Abingdon Science Park
Abingdon, OX14 3NB, United Kingdom
Phone: (44) (0) 1235 529449
Free Phone: 0800 37 34 15
Fax: (44) (0) 1235 533420
info.EMEA@bio-techne.com

General Contact Information

www.novusbio.com
Technical Support: nb-technical@bio-techne.com
Orders: nb-customerservice@bio-techne.com
General: novus@novusbio.com

Products Related to NBP1-32597

HAF008	Goat anti-Rabbit IgG Secondary Antibody [HRP]
NB7160	Goat anti-Rabbit IgG (H+L) Secondary Antibody [HRP]
NBP2-24891	Rabbit IgG Isotype Control
NBP2-22771	Recombinant Human CHMP5 His Protein

Limitations

This product is for research use only and is not approved for use in humans or in clinical diagnosis. Primary Antibodies are guaranteed for 1 year from date of receipt.

For more information on our 100% guarantee, please visit www.novusbio.com/guarantee

Earn gift cards/discounts by submitting a review: www.novusbio.com/reviews/submit/NBP1-32597

Earn gift cards/discounts by submitting a publication using this product:
www.novusbio.com/publications

