

# Product Datasheet

## HspA1L Antibody - BSA Free NBP1-32587

Unit Size: 100 ul

Aliquot and store at -20C or -80C. Avoid freeze-thaw cycles.

[www.novusbio.com](http://www.novusbio.com)



[technical@novusbio.com](mailto:technical@novusbio.com)

Protocols, Publications, Related Products, Reviews, Research Tools and Images at:  
[www.novusbio.com/NBP1-32587](http://www.novusbio.com/NBP1-32587)

Updated 9/25/2025 v.20.1

Earn rewards for product  
reviews and publications.

Submit a publication at [www.novusbio.com/publications](http://www.novusbio.com/publications)

Submit a review at [www.novusbio.com/reviews/destination/NBP1-32587](http://www.novusbio.com/reviews/destination/NBP1-32587)



**NBP1-32587**

HspA1L Antibody - BSA Free

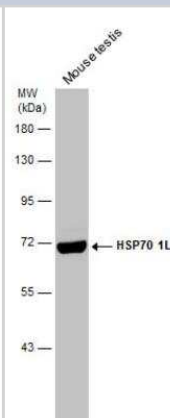
| Product Information     |  |
|-------------------------|--|
| Unit Size               | 100 ul   |
| Concentration           | Concentrations vary lot to lot. See vial label for concentration. If unlisted please contact technical services. |
| Storage                 | Aliquot and store at -20C or -80C. Avoid freeze-thaw cycles.   |
| Clonality               | Polyclonal   |
| Preservative            | 0.01% Thimerosal   |
| Isotype                 | IgG  |
| Purity                  | Antigen Affinity-purified  |
| Buffer                  | 0.1M Tris, 0.1M Glycine, 10% Glycerol  |
| Target Molecular Weight | 70 kDa   |

| Product Description |   |
|---------------------|---|
| Description         | Novus Biologicals Rabbit HspA1L Antibody - BSA Free (NBP1-32587) is a polyclonal antibody validated for use in WB and ICC/IF. All Novus Biologicals antibodies are covered by our 100% guarantee. |
| Host                | Rabbit  |
| Gene ID             | 3305  |
| Gene Symbol         | HSPA1L  |
| Species             | Human, Mouse, Rat   |
| Reactivity Notes    | Xenopus laevis (81%).   |
| Immunogen           | Recombinant protein encompassing a sequence within the center region of human HspA1L. The exact sequence is proprietary.  |

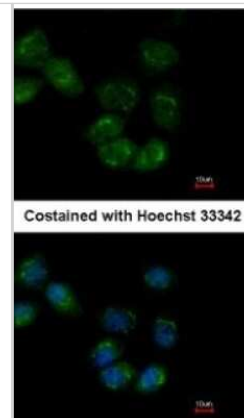
| Product Application Details |  |
|-----------------------------|--|
| Applications                | Western Blot, Immunocytochemistry/ Immunofluorescence                            |
| Recommended Dilutions       | Western Blot 1:500-1:10000, Immunocytochemistry/ Immunofluorescence 1:100-1:1000 |

**Images**


Western Blot: HspA1L Antibody [NBP1-32587] - Mouse tissue extract (50 ug) was separated by 7.5% SDS-PAGE, and the membrane was blotted with HspA1L antibody diluted at 1:5000.



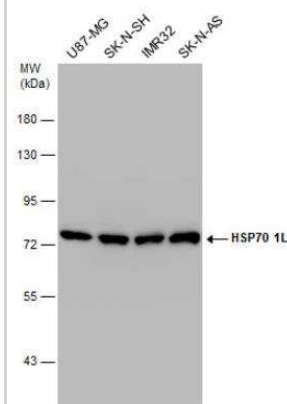
Immunocytochemistry/Immunofluorescence: HspA1L Antibody [NBP1-32587] - Paraformaldehyde-fixed A431, using antibody at 1:500 dilution.



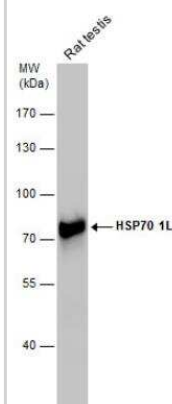
Western Blot: HspA1L Antibody [NBP1-32587] - (30 ug whole cell lysate)  
A: H1299 B: HeLa S3 C: Hep G2 D: MOLT4 E: Raji 7.5% SDS PAGE;  
antibody diluted at 1:1000



Western Blot: HspA1L Antibody [NBP1-32587] - Various whole cell extracts (30 ug) were separated by 7.5% SDS-PAGE, and the membrane was blotted with HspA1L antibody diluted at 1:5000.



Western Blot: HspA1L Antibody [NBP1-32587] - Rat tissue extract (50 ug) was separated by 7.5% SDS-PAGE, and the membrane was blotted with HspA1L antibody diluted at 1:10000.





### **Novus Biologicals USA**

10730 E. Briarwood Avenue  
Centennial, CO 80112  
USA  
Phone: 303.730.1950  
Toll Free: 1.888.506.6887  
Fax: 303.730.1966  
nb-customerservice@bio-techne.com

### **Bio-Techne Canada**

21 Canmotor Ave  
Toronto, ON M8Z 4E6  
Canada  
Phone: 905.827.6400  
Toll Free: 855.668.8722  
Fax: 905.827.6402  
canada.inquires@bio-techne.com

### **Bio-Techne Ltd**

19 Barton Lane  
Abingdon Science Park  
Abingdon, OX14 3NB, United Kingdom  
Phone: (44) (0) 1235 529449  
Free Phone: 0800 37 34 15  
Fax: (44) (0) 1235 533420  
info.EMEA@bio-techne.com

### **General Contact Information**

www.novusbio.com  
Technical Support: nb-technical@bio-techne.com  
Orders: nb-customerservice@bio-techne.com  
General: novus@novusbio.com

### **Products Related to NBP1-32587**

---

|             |   |
|-------------|---|
| NBP2-33376H | Blue Marker Antibody (6F4-F6) [HRP]                 |
| HAF008      | Goat anti-Rabbit IgG Secondary Antibody [HRP]       |
| NB7160      | Goat anti-Rabbit IgG (H+L) Secondary Antibody [HRP] |
| NBP2-24891  | Rabbit IgG Isotype Control                          |

---

### **Limitations**

This product is for research use only and is not approved for use in humans or in clinical diagnosis. Primary Antibodies are guaranteed for 1 year from date of receipt.

For more information on our 100% guarantee, please visit [www.novusbio.com/guarantee](http://www.novusbio.com/guarantee)

Earn gift cards/discounts by submitting a review: [www.novusbio.com/reviews/submit/NBP1-32587](http://www.novusbio.com/reviews/submit/NBP1-32587)

Earn gift cards/discounts by submitting a publication using this product:  
[www.novusbio.com/publications](http://www.novusbio.com/publications)

