

Product Datasheet

Serpin G1/C1 Inhibitor Antibody - BSA Free NBP1-32478

Unit Size: 100 ul

Aliquot and store at -20C or -80C. Avoid freeze-thaw cycles.

www.novusbio.com



technical@novusbio.com

Publications: 2

Protocols, Publications, Related Products, Reviews, Research Tools and Images at:
www.novusbio.com/NBP1-32478

Updated 2/21/2025 v.20.1

Earn rewards for product
reviews and publications.

Submit a publication at www.novusbio.com/publications

Submit a review at www.novusbio.com/reviews/destination/NBP1-32478



NBP1-32478

Serpine G1/C1 Inhibitor Antibody - BSA Free

Product Information

Unit Size	100 ul
Concentration	Concentrations vary lot to lot. See vial label for concentration. If unlisted please contact technical services.
Storage	Aliquot and store at -20C or -80C. Avoid freeze-thaw cycles.
Clonality	Polyclonal
Preservative	0.025% Proclin 300
Isotype	IgG
Purity	Antigen Affinity-purified
Buffer	PBS (pH 7), 20% Glycerol
Target Molecular Weight	55 kDa

Product Description

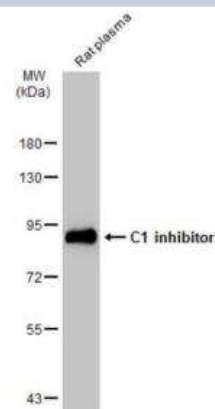
Host	Rabbit
Gene ID	710
Gene Symbol	SERPINC1
Species	Human, Mouse, Rat, Bovine
Immunogen	Recombinant protein encompassing a sequence within the center region of human Serpin G1/C1 Inhibitor. The exact sequence is proprietary.

Product Application Details

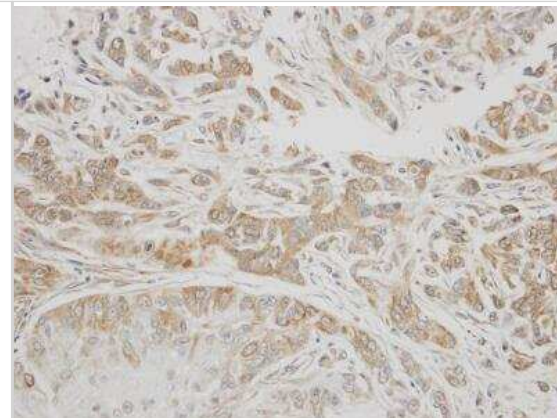
Applications	Western Blot, Immunohistochemistry, Immunohistochemistry-Paraffin
Recommended Dilutions	Western Blot 1:500-1:10000, Immunohistochemistry 1:100-1:1000, Immunohistochemistry-Paraffin 1:100-1:1000

Images

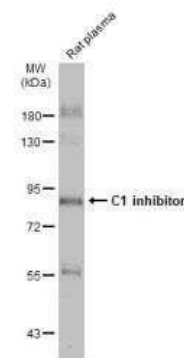
Western Blot: Serpin G1/C1 Inhibitor Antibody [NBP1-32478] - Rat plasma (50 ug) was separated by 7.5% SDS-PAGE, and the membrane was blotted with C1 inhibitor antibody [N1C3] diluted at 1:3000. The HRP-conjugated anti-rabbit IgG antibody (NBP2-19301) was used to detect the primary antibody.



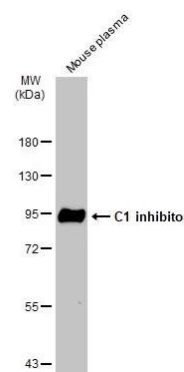
Immunohistochemistry-Paraffin: Serpin G1/C1 Inhibitor Antibody [NBP1-32478] - A549 xenograft, using C1 inhibitor antibody at 1:300 dilution. Antigen Retrieval: Trilogy™ (EDTA based, pH 8.0) buffer, 15min.



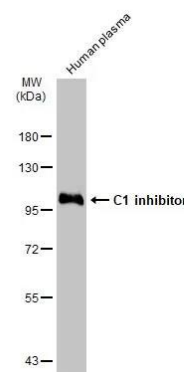
Western Blot: Serpin G1/C1 Inhibitor Antibody [NBP1-32478] - Rat plasma (50 ug) was separated by 7.5% SDS-PAGE, and the membrane was blotted with Serpin G1/C1 inhibitor antibody diluted at 1:1000. HRP-conjugated anti-rabbit IgG antibody was used to detect the primary antibody.



Western Blot: Serpin G1/C1 Inhibitor Antibody [NBP1-32478] - Mouse plasma (50 ug) was separated by 7.5% SDS-PAGE, and the membrane was blotted with Serpin G1/C1 Inhibitor antibody [N1C3] (NBP1-32478) diluted at 1:3000. The HRP-conjugated anti-rabbit IgG antibody was used to detect the primary antibody.



Western Blot: Serpin G1/C1 Inhibitor Antibody [NBP1-32478] - Human plasma (30 ug) was separated by 7.5% SDS-PAGE, and the membrane was blotted with Serpin G1/C1 Inhibitor antibody [N1C3] (NBP1-32478) diluted at 1:15000. The HRP-conjugated anti-rabbit IgG antibody was used to detect the primary antibody.



Publications

Ni Y, Wu GH, Cai JJ et al. Tubule-mitophagic secretion of SerpinG1 reprograms macrophages to instruct anti-septic acute kidney injury efficacy of high-dose ascorbate mediated by NRF2 transactivation International journal of biological sciences 2022-08-08 [PMID: 35982894] (Chemotaxis, IHC-P, WB)

Hayashi KG, Ushizawa K, Hosoe M, Takahashi T. Differential gene expression of serine protease inhibitors in bovine ovarian follicle: possible involvement in follicular growth and atresia. Reprod Biol Endocrinol. 2011-05-27 [PMID: 21619581] (IF/IHC, Bovine)





Novus Biologicals USA

10730 E. Briarwood Avenue
Centennial, CO 80112
USA
Phone: 303.730.1950
Toll Free: 1.888.506.6887
Fax: 303.730.1966
nb-customerservice@bio-techne.com

Bio-Techne Canada

21 Canmotor Ave
Toronto, ON M8Z 4E6
Canada
Phone: 905.827.6400
Toll Free: 855.668.8722
Fax: 905.827.6402
canada.inquires@bio-techne.com

Bio-Techne Ltd

19 Barton Lane
Abingdon Science Park
Abingdon, OX14 3NB, United Kingdom
Phone: (44) (0) 1235 529449
Free Phone: 0800 37 34 15
Fax: (44) (0) 1235 533420
info.EMEA@bio-techne.com

General Contact Information

www.novusbio.com
Technical Support: nb-technical@bio-techne.com
Orders: nb-customerservice@bio-techne.com
General: novus@novusbio.com

Products Related to NBP1-32478

HAF008	Goat anti-Rabbit IgG Secondary Antibody [HRP]
NB7160	Goat anti-Rabbit IgG (H+L) Secondary Antibody [HRP]
NBP2-24891	Rabbit IgG Isotype Control
NBP2-33536PEP	Serpin G1/C1 Inhibitor Recombinant Protein Antigen

Limitations

This product is for research use only and is not approved for use in humans or in clinical diagnosis. Primary Antibodies are guaranteed for 1 year from date of receipt.

For more information on our 100% guarantee, please visit www.novusbio.com/guarantee

Earn gift cards/discounts by submitting a review: www.novusbio.com/reviews/submit/NBP1-32478

Earn gift cards/discounts by submitting a publication using this product:
www.novusbio.com/publications

