

Product Datasheet

Proteasome 20S alpha 5 Antibody - BSA Free NBP1-32387

Unit Size: 0.1 ml

Aliquot and store at -20C or -80C. Avoid freeze-thaw cycles.

www.novusbio.com



technical@novusbio.com

Protocols, Publications, Related Products, Reviews, Research Tools and Images at:
www.novusbio.com/NBP1-32387

Updated 9/9/2025 v.20.1

Earn rewards for product
reviews and publications.

Submit a publication at www.novusbio.com/publications

Submit a review at www.novusbio.com/reviews/destination/NBP1-32387



NBP1-32387

Proteasome 20S alpha 5 Antibody - BSA Free

Product Information

Unit Size	0.1 ml
Concentration	Concentrations vary lot to lot. See vial label for concentration. If unlisted please contact technical services.
Storage	Aliquot and store at -20C or -80C. Avoid freeze-thaw cycles.
Clonality	Polyclonal
Preservative	0.01% Thimerosal
Isotype	IgG
Purity	Antigen Affinity-purified
Buffer	0.1M Tris (pH 7), 0.1M Glycine, 10% Glycerol

Product Description


Description	Novus Biologicals Rabbit Proteasome 20S alpha 5 Antibody - BSA Free (NBP1-32387) is a polyclonal antibody validated for use in IHC, WB and ICC/IF. All Novus Biologicals antibodies are covered by our 100% guarantee.
Host	Rabbit
Gene ID	5686
Gene Symbol	PSMA5
Species	Human, Mouse
Immunogen	Recombinant protein encompassing a sequence within the center region of human Proteasome 20S alpha 5. The exact sequence is proprietary.

Product Application Details

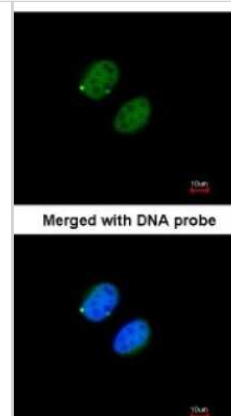
Applications	Western Blot, Immunohistochemistry-Paraffin, Immunocytochemistry/Immunofluorescence, Immunohistochemistry
Recommended Dilutions	Western Blot 1:500-1:10000, Immunohistochemistry 10 - 1:500, Immunocytochemistry/ Immunofluorescence 1:100-1:1000, Immunohistochemistry-Paraffin 1:100-1:1000

Images

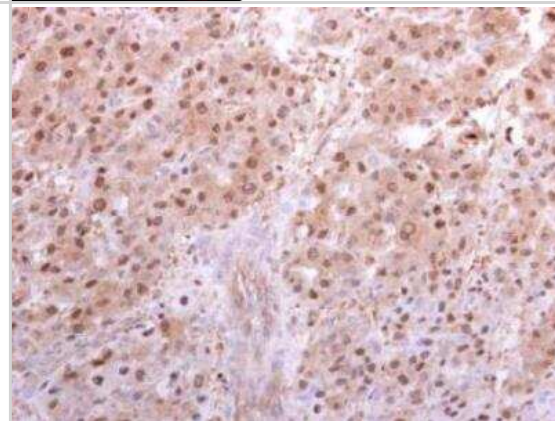
Western Blot: Proteasome 20S alpha 5 Antibody [NBP1-32387] - Proteasome 20S alpha 5 antibody detects Proteasome 20S alpha 5 protein by western blot analysis. Various whole cell extracts (30 ug) were separated by 12% SDS-PAGE, and the membrane was blotted with Proteasome 20S alpha 5 antibody diluted by 1:1000.



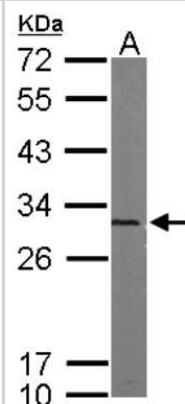
Immunocytochemistry/Immunofluorescence: Proteasome 20S alpha 5 Antibody [NBP1-32387] - Paraformaldehyde-fixed HeLa, using antibody at 1:200 dilution.



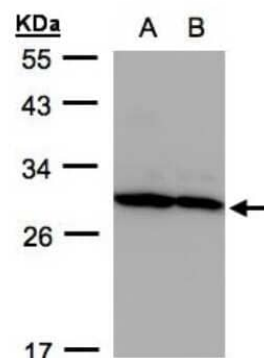
Immunohistochemistry-Paraffin: Proteasome 20S alpha 5 Antibody [NBP1-32387] - Proteasome 20S alpha 5 antibody detects Proteasome 20S alpha 5 protein at cytoplasm and nucleus in human hepatocellular carcinoma by immunohistochemical analysis. Sample: Paraffin-embedded human hepatocellular carcinoma. Proteasome 20S alpha 5 antibody diluted at 1:500.



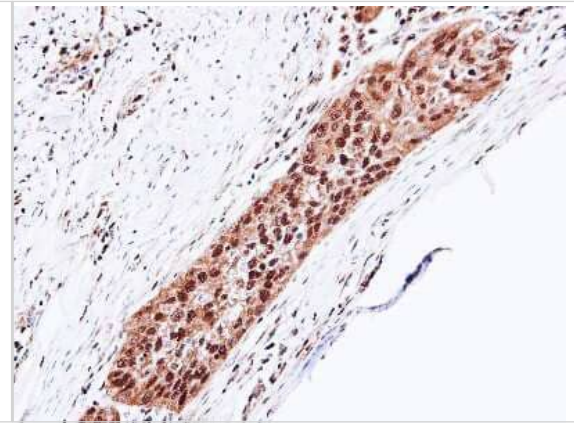
Western Blot: Proteasome 20S alpha 5 Antibody [NBP1-32387] - Sample (50 ug of whole cell lysate) A: mouse brain 12% SDS PAGE; antibody diluted at 1:5000.



Western Blot: Proteasome 20S alpha 5 Antibody [NBP1-32387] - Sample (30 ug whole cell lysate) A: HeLa S3 12% SDS PAGE, antibody diluted at 1:500.



Immunohistochemistry-Paraffin: Proteasome 20S alpha 5 Antibody [NBP1-32387] - Paraffin-embedded H1299 xenograft, using antibody at 1:100 dilution.





Novus Biologicals USA

10730 E. Briarwood Avenue
Centennial, CO 80112
USA
Phone: 303.730.1950
Toll Free: 1.888.506.6887
Fax: 303.730.1966
nb-customerservice@bio-techne.com

Bio-Techne Canada

21 Canmotor Ave
Toronto, ON M8Z 4E6
Canada
Phone: 905.827.6400
Toll Free: 855.668.8722
Fax: 905.827.6402
canada.inquires@bio-techne.com

Bio-Techne Ltd

19 Barton Lane
Abingdon Science Park
Abingdon, OX14 3NB, United Kingdom
Phone: (44) (0) 1235 529449
Free Phone: 0800 37 34 15
Fax: (44) (0) 1235 533420
info.EMEA@bio-techne.com

General Contact Information

www.novusbio.com
Technical Support: nb-technical@bio-techne.com
Orders: nb-customerservice@bio-techne.com
General: novus@novusbio.com

Products Related to NBP1-32387

HAF008	Goat anti-Rabbit IgG Secondary Antibody [HRP]
NB7160	Goat anti-Rabbit IgG (H+L) Secondary Antibody [HRP]
NBP2-24891	Rabbit IgG Isotype Control
NBP1-78835-10ug	Recombinant Human Proteasome 20S alpha 5 His Protein

Limitations

This product is for research use only and is not approved for use in humans or in clinical diagnosis. Primary Antibodies are guaranteed for 1 year from date of receipt.

For more information on our 100% guarantee, please visit www.novusbio.com/guarantee

Earn gift cards/discounts by submitting a review: www.novusbio.com/reviews/submit/NBP1-32387

Earn gift cards/discounts by submitting a publication using this product:
www.novusbio.com/publications

