

Product Datasheet

Seladin 1 Antibody - BSA Free NBP1-32247

Unit Size: 0.1 ml

Aliquot and store at -20C or -80C. Avoid freeze-thaw cycles.

www.novusbio.com



technical@novusbio.com

Publications: 1

Protocols, Publications, Related Products, Reviews, Research Tools and Images at:
www.novusbio.com/NBP1-32247

Updated 2/21/2025 v.20.1

Earn rewards for product
reviews and publications.

Submit a publication at www.novusbio.com/publications

Submit a review at www.novusbio.com/reviews/destination/NBP1-32247



NBP1-32247

Seladin 1 Antibody - BSA Free

Product Information

Unit Size	0.1 ml
Concentration	Concentrations vary lot to lot. See vial label for concentration. If unlisted please contact technical services.
Storage	Aliquot and store at -20C or -80C. Avoid freeze-thaw cycles.
Clonality	Polyclonal
Preservative	0.025% Proclin 300
Isotype	IgG
Purity	Antigen Affinity-purified
Buffer	PBS (pH 7), 20% Glycerol
Target Molecular Weight	60 kDa

Product Description

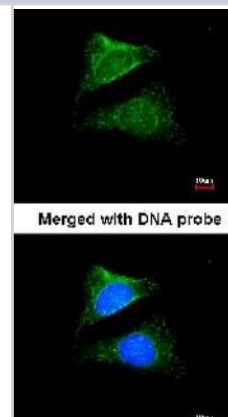
Host	Rabbit
Gene ID	1718
Gene Symbol	DHCR24
Species	Human, Mouse, Rat
Reactivity Notes	Zebrafish (82%), Xenopus laevis (81%), Chicken (80%).
Immunogen	Recombinant protein encompassing a sequence within the center region of human Seladin 1. The exact sequence is proprietary.

Product Application Details

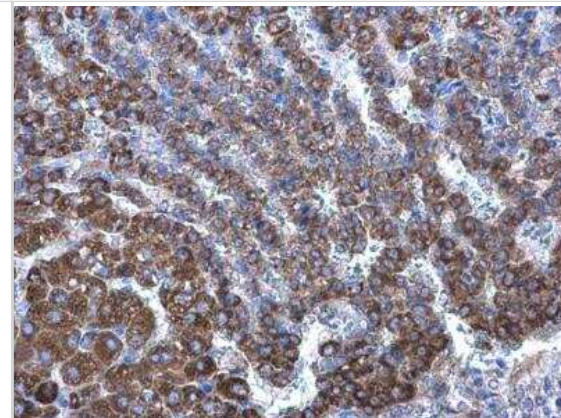
Applications	Western Blot, Simple Western, Immunocytochemistry/ Immunofluorescence, Immunohistochemistry, Immunohistochemistry-Paraffin
Recommended Dilutions	Western Blot 1:500-1:3000, Simple Western 1:5, Immunohistochemistry 1:100-1:1000, Immunocytochemistry/ Immunofluorescence 1:100-1:1000, Immunohistochemistry-Paraffin 1:100-1:1000

Images

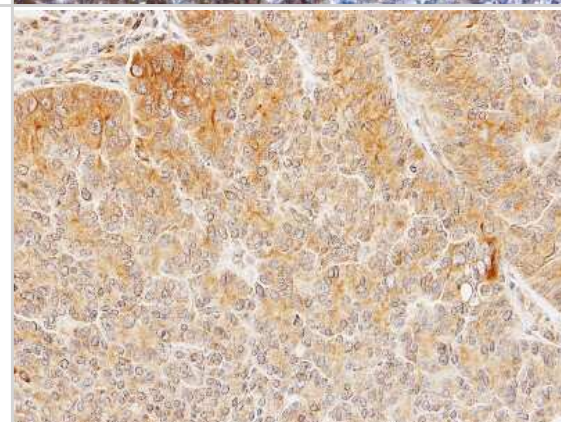
Immunocytochemistry/Immunofluorescence: Seladin 1 Antibody [NBP1-32247] - Analysis of HeLa, using Seladin 1 antibody at 1:200 dilution.




Immunohistochemistry-Paraffin: Seladin 1 Antibody [NBP1-32247] - Paraffin-embedded rat adrenal gland. Seladin 1 antibody [N1C2] diluted at 1:500.




Immunohistochemistry-Paraffin: Seladin 1 Antibody [NBP1-32247] - Paraffin-embedded SW480 xenograft, using antibody at 1:100 dilution.



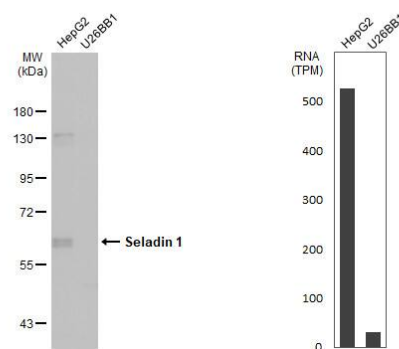
Western Blot: Seladin 1 Antibody [NBP1-32247] - Various tissue extracts (50 ug) were separated by 7.5% SDS-PAGE, and the membrane was blotted with Seladin 1 antibody [N1C2] (NBP1-32247) diluted at 1:3000. The HRP-conjugated anti-rabbit IgG antibody was used to detect the primary antibody.



Western Blot: Seladin 1 Antibody [NBP1-32247] - Various whole cell extracts (30 ug) were separated by 7.5% SDS-PAGE, and the membrane was blotted with Seladin 1 antibody [N1C2] (NBP1-32247) diluted at 1:3000. The HRP-conjugated anti-rabbit IgG antibody was used to detect the primary antibody.



Western Blot: Seladin 1 Antibody [NBP1-32247] - Various whole cell extracts (5 ug) were separated by 7.5% SDS-PAGE, and the membrane was blotted with Seladin 1 antibody [N1C2] diluted at 1:3000. The HRP-conjugated anti-rabbit IgG antibody was used to detect the primary antibody. Corresponding RNA expression data for the same cell lines are based on Human Protein Atlas program.



Publications

Kohlhaas J, Jager M. A, et al. Endothelial cells control vascular smooth muscle cell cholesterol levels by regulating 24-dehydrocholesterol reductase expression. *Exp Cell Res* 2021-01-07 [PMID: 33422461] (Simple Western, Human)



Novus Biologicals USA

10730 E. Briarwood Avenue
Centennial, CO 80112
USA
Phone: 303.730.1950
Toll Free: 1.888.506.6887
Fax: 303.730.1966
nb-customerservice@bio-techne.com

Bio-Techne Canada

21 Canmotor Ave
Toronto, ON M8Z 4E6
Canada
Phone: 905.827.6400
Toll Free: 855.668.8722
Fax: 905.827.6402
canada.inquires@bio-techne.com

Bio-Techne Ltd

19 Barton Lane
Abingdon Science Park
Abingdon, OX14 3NB, United Kingdom
Phone: (44) (0) 1235 529449
Free Phone: 0800 37 34 15
Fax: (44) (0) 1235 533420
info.EMEA@bio-techne.com

General Contact Information

www.novusbio.com
Technical Support: nb-technical@bio-techne.com
Orders: nb-customerservice@bio-techne.com
General: novus@novusbio.com

Products Related to NBP1-32247

HAF008	Goat anti-Rabbit IgG Secondary Antibody [HRP]
NB7160	Goat anti-Rabbit IgG (H+L) Secondary Antibody [HRP]
NBP2-24891	Rabbit IgG Isotype Control
NBP2-38980PEP	Seladin 1 Recombinant Protein Antigen

Limitations

This product is for research use only and is not approved for use in humans or in clinical diagnosis. Primary Antibodies are guaranteed for 1 year from date of receipt.

For more information on our 100% guarantee, please visit www.novusbio.com/guarantee

Earn gift cards/discounts by submitting a review: www.novusbio.com/reviews/submit/NBP1-32247

Earn gift cards/discounts by submitting a publication using this product:
www.novusbio.com/publications

