

# Product Datasheet

## ADAM15 Antibody - BSA Free

### NBP1-31526

Unit Size: 0.1 ml

Aliquot and store at -20C or -80C. Avoid freeze-thaw cycles.

[www.novusbio.com](http://www.novusbio.com)



[technical@novusbio.com](mailto:technical@novusbio.com)

Protocols, Publications, Related Products, Reviews, Research Tools and Images at:  
[www.novusbio.com/NBP1-31526](http://www.novusbio.com/NBP1-31526)

Updated 2/21/2025 v.20.1

Earn rewards for product  
reviews and publications.

Submit a publication at [www.novusbio.com/publications](http://www.novusbio.com/publications)

Submit a review at [www.novusbio.com/reviews/destination/NBP1-31526](http://www.novusbio.com/reviews/destination/NBP1-31526)



**NBP1-31526**

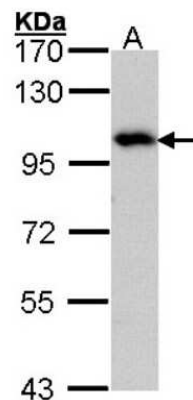
ADAM15 Antibody - BSA Free

| Product Information         |  |
|-----------------------------|--|
| Unit Size                   | 0.1 ml   |
| Concentration               | Concentrations vary lot to lot. See vial label for concentration. If unlisted please contact technical services.             |
| Storage                     | Aliquot and store at -20C or -80C. Avoid freeze-thaw cycles.   |
| Clonality                   | Polyclonal   |
| Preservative                | 0.01% Thimerosal   |
| Isotype                     | IgG  |
| Purity                      | Antigen Affinity-purified  |
| Buffer                      | PBS (pH 7), 10% Glycerol   |
| Product Description         |  |
| Host                        | Rabbit   |
| Gene ID                     | 8751   |
| Gene Symbol                 | ADAM15   |
| Species                     | Human, Mouse, Rat  |
| Immunogen                   | Recombinant protein encompassing a sequence within the N-terminus region of human ADAM15. The exact sequence is proprietary. |
| Product Application Details |  |
| Applications                | Western Blot, Immunohistochemistry, Immunohistochemistry-Paraffin  |
| Recommended Dilutions       | Western Blot 1:500-1:3000, Immunohistochemistry 10 - 1:500, Immunohistochemistry-Paraffin 1:100-1:1000                       |

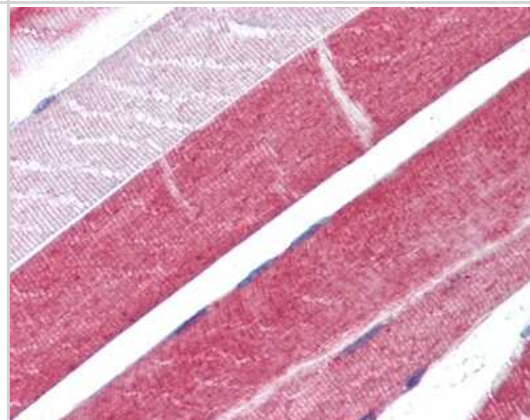


## Images


Western Blot: ADAM15 Antibody [NBP1-31526] - Sample (30 ug of whole cell lysate) A: Hep G2 7.5% SDS PAGE; antibody diluted at 1:1000.



Immunohistochemistry-Paraffin: ADAM15 Antibody [NBP1-31526] - Paraffin-embedded Skeletal Muscle, using antibody 10 ug/ml.



Western Blot: ADAM15 Antibody [NBP1-31526] - 30 ug of whole cell lysate; antibody diluted at 1:1000.





### **Novus Biologicals USA**

10730 E. Briarwood Avenue  
Centennial, CO 80112  
USA  
Phone: 303.730.1950  
Toll Free: 1.888.506.6887  
Fax: 303.730.1966  
nb-customerservice@bio-techne.com

### **Bio-Techne Canada**

21 Canmotor Ave  
Toronto, ON M8Z 4E6  
Canada  
Phone: 905.827.6400  
Toll Free: 855.668.8722  
Fax: 905.827.6402  
canada.inquires@bio-techne.com

### **Bio-Techne Ltd**

19 Barton Lane  
Abingdon Science Park  
Abingdon, OX14 3NB, United Kingdom  
Phone: (44) (0) 1235 529449  
Free Phone: 0800 37 34 15  
Fax: (44) (0) 1235 533420  
info.EMEA@bio-techne.com

### **General Contact Information**

www.novusbio.com  
Technical Support: nb-technical@bio-techne.com  
Orders: nb-customerservice@bio-techne.com  
General: novus@novusbio.com

### **Products Related to NBP1-31526**

---

|               |   |
|---------------|---|
| HAF008        | Goat anti-Rabbit IgG Secondary Antibody [HRP]       |
| NB7160        | Goat anti-Rabbit IgG (H+L) Secondary Antibody [HRP] |
| NBP2-24891    | Rabbit IgG Isotype Control                          |
| NBP1-82788PEP | ADAM15 Recombinant Protein Antigen                  |

---

### **Limitations**

This product is for research use only and is not approved for use in humans or in clinical diagnosis. Primary Antibodies are guaranteed for 1 year from date of receipt.

For more information on our 100% guarantee, please visit [www.novusbio.com/guarantee](http://www.novusbio.com/guarantee)

Earn gift cards/discounts by submitting a review: [www.novusbio.com/reviews/submit/NBP1-31526](http://www.novusbio.com/reviews/submit/NBP1-31526)

Earn gift cards/discounts by submitting a publication using this product:  
[www.novusbio.com/publications](http://www.novusbio.com/publications)

