

# Product Datasheet

## Inorganic Pyrophosphatase/PPA1 Antibody - BSA Free NBP1-31348

Unit Size: 0.1 ml

Aliquot and store at -20C or -80C. Avoid freeze-thaw cycles.

[www.novusbio.com](http://www.novusbio.com)



[technical@novusbio.com](mailto:technical@novusbio.com)

Protocols, Publications, Related Products, Reviews, Research Tools and Images at:  
[www.novusbio.com/NBP1-31348](http://www.novusbio.com/NBP1-31348)

Updated 2/21/2025 v.20.1

Earn rewards for product  
reviews and publications.

Submit a publication at [www.novusbio.com/publications](http://www.novusbio.com/publications)

Submit a review at [www.novusbio.com/reviews/destination/NBP1-31348](http://www.novusbio.com/reviews/destination/NBP1-31348)



**NBP1-31348**

Inorganic Pyrophosphatase/PPA1 Antibody - BSA Free

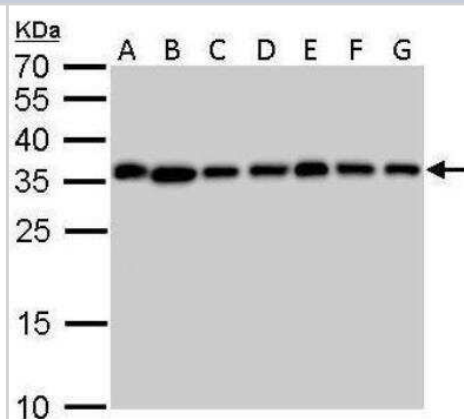
Product Information	
Unit Size	0.1 ml
Concentration	Concentrations vary lot to lot. See vial label for concentration. If unlisted please contact technical services.
Storage	Aliquot and store at -20C or -80C. Avoid freeze-thaw cycles.
Clonality	Polyclonal
Preservative	0.025% Proclin 300
Isotype	IgG
Purity	Antigen Affinity-purified
Buffer	PBS, 20% Glycerol
Target Molecular Weight	33 kDa

Product Description	
Host	Rabbit
Gene ID	5464
Gene Symbol	PPA1
Species	Human, Mouse, Rat
Immunogen	Recombinant protein encompassing a sequence within the center region of human Inorganic Pyrophosphatase/PPA1. The exact sequence is proprietary.

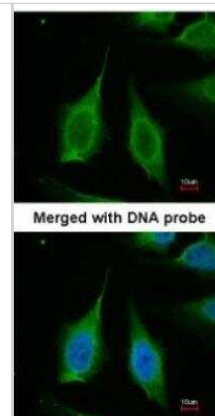
Product Application Details	
Applications	Western Blot, Immunocytochemistry/ Immunofluorescence, Immunohistochemistry, Immunohistochemistry-Paraffin
Recommended Dilutions	Western Blot 1:5000-1:20000, Immunohistochemistry 1:100-1:1000, Immunocytochemistry/ Immunofluorescence 1:100-1:1000, Immunohistochemistry-Paraffin 1:100-1:1000

**Images**

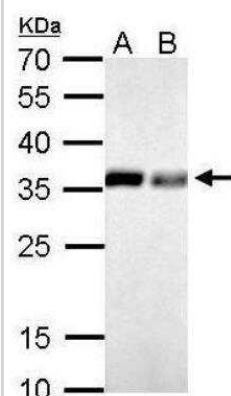
Western Blot: Inorganic Pyrophosphatase/PPA1 Antibody [NBP1-31348]  
 - A. 30 ug Neuro2A whole cell lysate/extract. B. 30 ug GL261 whole cell lysate/extract. C. 30 ug C8D30 whole cell lysate/extract. D. 30 ug NIH-3T3 whole cell lysate/extract. E. 30 ug BCL-1 whole cell lysate/extract. F. 30 ug Raw264.7 whole cell lysate/extract. G. 30 ug C2C12 whole cell lysate/extract.



Immunocytochemistry/Immunofluorescence: Inorganic Pyrophosphatase/PPA1 Antibody [NBP1-31348] - Paraformaldehyde-fixed HeLa, using antibody at 1:200 dilution.



Western Blot: Inorganic Pyrophosphatase/PPA1 Antibody [NBP1-31348]  
- A. 30 ug PC-12 whole cell lysate/extract. B. 30 ug Rat2 whole cell lysate/extract.



Western Blot: Inorganic Pyrophosphatase/PPA1 Antibody [NBP1-31348]  
- Various whole cell extracts (30 ug) were separated by 12% SDS-PAGE, and the membrane was blotted with PPA1 antibody diluted at 1:10000. The HRP-conjugated anti-rabbit IgG antibody (NBP2-19301) was used to detect the primary antibody.



Immunohistochemistry-Paraffin: Inorganic Pyrophosphatase/PPA1 Antibody [NBP1-31348] -Mouse intestine. PPA1 stained by PPA1 antibody diluted at 1:500. Antigen Retrieval: Citrate buffer, pH 6.0, 15 min.



Immunohistochemistry-Paraffin: Inorganic Pyrophosphatase/PPA1 Antibody [NBP1-31348] - Inorganic Pyrophosphatase/PPA1 antibody detects Inorganic Pyrophosphatase/PPA1 protein at cytoplasm in human breast carcinoma by immunohistochemical analysis.  
Sample: Paraffin-embedded human breast carcinoma.  
Inorganic Pyrophosphatase/PPA1 antibody (NBP1-31348) diluted at 1:500.

Antigen Retrieval: Citrate buffer, pH 6.0, 15 min





### **Novus Biologicals USA**

10730 E. Briarwood Avenue  
Centennial, CO 80112  
USA  
Phone: 303.730.1950  
Toll Free: 1.888.506.6887  
Fax: 303.730.1966  
nb-customerservice@bio-techne.com

### **Bio-Techne Canada**

21 Canmotor Ave  
Toronto, ON M8Z 4E6  
Canada  
Phone: 905.827.6400  
Toll Free: 855.668.8722  
Fax: 905.827.6402  
canada.inquires@bio-techne.com

### **Bio-Techne Ltd**

19 Barton Lane  
Abingdon Science Park  
Abingdon, OX14 3NB, United Kingdom  
Phone: (44) (0) 1235 529449  
Free Phone: 0800 37 34 15  
Fax: (44) (0) 1235 533420  
info.EMEA@bio-techne.com

### **General Contact Information**

[www.novusbio.com](http://www.novusbio.com)  
Technical Support: nb-technical@bio-techne.com  
Orders: nb-customerservice@bio-techne.com  
General: novus@novusbio.com

### **Products Related to NBP1-31348**

---

HAF008	Goat anti-Rabbit IgG Secondary Antibody [HRP]
NB7160	Goat anti-Rabbit IgG (H+L) Secondary Antibody [HRP]
NBP2-24891	Rabbit IgG Isotype Control
NBP1-72378-100ug	Recombinant E. coli Inorganic Pyrophosphatase/PPA1 His Protein

---

### **Limitations**

This product is for research use only and is not approved for use in humans or in clinical diagnosis. Primary Antibodies are guaranteed for 1 year from date of receipt.

For more information on our 100% guarantee, please visit [www.novusbio.com/guarantee](http://www.novusbio.com/guarantee)

Earn gift cards/discounts by submitting a review: [www.novusbio.com/reviews/submit/NBP1-31348](http://www.novusbio.com/reviews/submit/NBP1-31348)

Earn gift cards/discounts by submitting a publication using this product:  
[www.novusbio.com/publications](http://www.novusbio.com/publications)

