

Product Datasheet

Ndufs1 Antibody - BSA Free NBP1-31142

Unit Size: 0.1 ml

Store at 4C short term. Aliquot and store at -20C long term. Avoid freeze-thaw cycles.

www.novusbio.com



technical@novusbio.com

Publications: 2


Protocols, Publications, Related Products, Reviews, Research Tools and Images at:
www.novusbio.com/NBP1-31142

Updated 2/21/2025 v.20.1

Earn rewards for product
reviews and publications.

Submit a publication at www.novusbio.com/publications

Submit a review at www.novusbio.com/reviews/destination/NBP1-31142



NBP1-31142

Ndufs1 Antibody - BSA Free

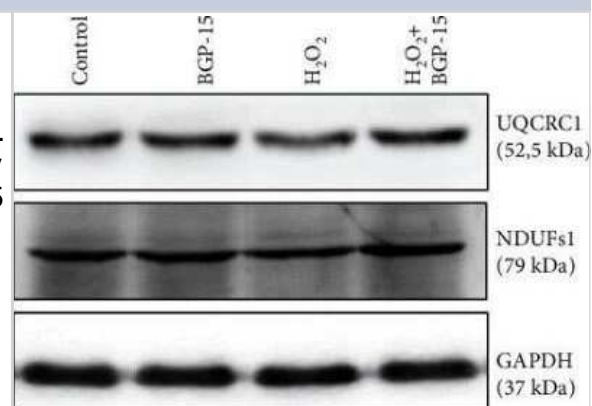
Product Information	
Unit Size	0.1 ml
Concentration	Concentrations vary lot to lot. See vial label for concentration. If unlisted please contact technical services.
Storage	Store at 4C short term. Aliquot and store at -20C long term. Avoid freeze-thaw cycles.
Clonality	Polyclonal
Preservative	0.01% Thimerosal
Isotype	IgG
Purity	Antigen Affinity-purified
Buffer	0.1M Tris (pH 7), 0.1M Glycine, 10% Glycerol
Target Molecular Weight	79 kDa

Product Description	
Host	Rabbit
Gene ID	4719
Gene Symbol	NDUFS1
Species	Human, Mouse, Rat
Reactivity Notes	Xenopus laevis (82%), Chicken (86%).
Immunogen	Recombinant protein encompassing a sequence within the center region of human Ndufs1. The exact sequence is proprietary.

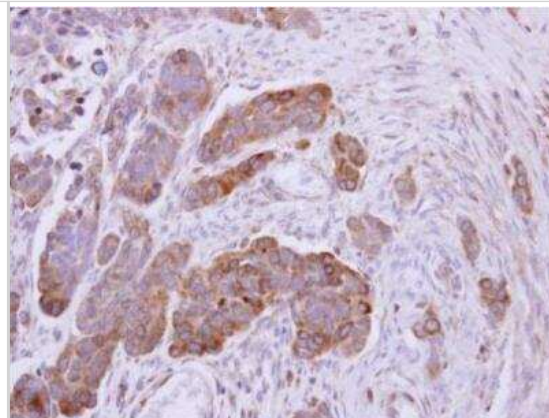
Product Application Details	
Applications	Western Blot, Immunohistochemistry, Immunohistochemistry-Paraffin
Recommended Dilutions	Western Blot 1:500-1:10000, Immunohistochemistry 1:100-1:1000, Immunohistochemistry-Paraffin 1:100-1:1000

Images

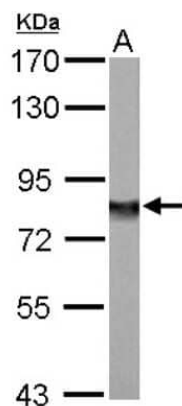
Western Blot: Ndufs1 Antibody [NBP1-31142] - Effect of BGP-15 treatment on the electron transport chain complex I and III proteins in NRCMs. Western blot analysis of UQCRC1 (NBP2-03825) and Ndufs1 (NBP1-31142) proteins is shown. GAPDH was used as a loading control. Control group: cells without any treatment; BGP-15 group: cells with only 50uM BGP-15 for 0.5 hours; H2O2 group: cells with 150uM H2O2 for 0.5 hours; H2O2+BGP-15 group: cells with 150uM H2O2 and 50uM BGP-15 for 0.5 hours. Image collected and cropped by CiteAb from the following publication ([//pubmed.ncbi.nlm.nih.gov/33728024/](https://pubmed.ncbi.nlm.nih.gov/33728024/)) licensed under a CC-BY license.



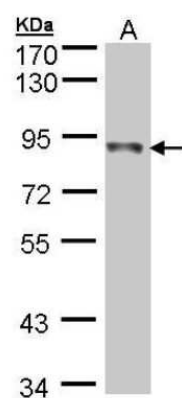
Immunohistochemistry-Paraffin: Ndufs1 Antibody [NBP1-31142] - Ovarian carcinoma. NDUF51 antibody dilution: 1:250. Antigen Retrieval: Trilogy™ (EDTA based, pH 8.0) buffer, 15min



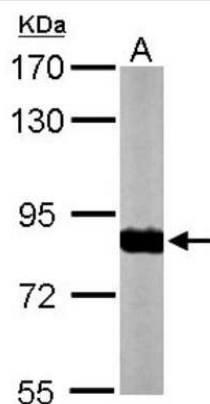
Western Blot: Ndufs1 Antibody [NBP1-31142] - 50 ug mouse brain lysate/extract 7.5 % SDS-PAGE gel, antibody dilution 1:500.



Western Blot: Ndufs1 Antibody [NBP1-31142] - Hep G2 7.5% SDS PAGE diluted at 1:1500



Western Blot: Ndufs1 Antibody [NBP1-31142] - Sample (50 ug of whole cell lysate) A: Mouse brain 7.5% SDS PAGE; antibody diluted at 1:10000.



Publications

Horvath O, Ordog K, Bruszt K et al. Modulation of Mitochondrial Quality Control Processes by BGP-15 in Oxidative Stress Scenarios: From Cell Culture to Heart Failure Oxidative medicine and cellular longevity 2021-02-27 [PMID: 33728024] (WB, Rat)

Ordog K, Horvath O, Eros K, et al. Mitochondrial protective effects of PARP-inhibition in hypertension-induced myocardial remodeling and in stressed cardiomyocytes Life sciences 2021-01-06 [PMID: 33421523] (WB, Rat)





Novus Biologicals USA

10730 E. Briarwood Avenue
Centennial, CO 80112
USA
Phone: 303.730.1950
Toll Free: 1.888.506.6887
Fax: 303.730.1966
nb-customerservice@bio-techne.com

Bio-Techne Canada

21 Canmotor Ave
Toronto, ON M8Z 4E6
Canada
Phone: 905.827.6400
Toll Free: 855.668.8722
Fax: 905.827.6402
canada.inquires@bio-techne.com

Bio-Techne Ltd

19 Barton Lane
Abingdon Science Park
Abingdon, OX14 3NB, United Kingdom
Phone: (44) (0) 1235 529449
Free Phone: 0800 37 34 15
Fax: (44) (0) 1235 533420
info.EMEA@bio-techne.com

General Contact Information

www.novusbio.com
Technical Support: nb-technical@bio-techne.com
Orders: nb-customerservice@bio-techne.com
General: novus@novusbio.com

Products Related to NBP1-31142

HAF008	Goat anti-Rabbit IgG Secondary Antibody [HRP]
NB7160	Goat anti-Rabbit IgG (H+L) Secondary Antibody [HRP]
NBP2-24891	Rabbit IgG Isotype Control
NBP2-56504PEP	Ndufs1 Recombinant Protein Antigen

Limitations

This product is for research use only and is not approved for use in humans or in clinical diagnosis. Primary Antibodies are guaranteed for 1 year from date of receipt.

For more information on our 100% guarantee, please visit www.novusbio.com/guarantee

Earn gift cards/discounts by submitting a review: www.novusbio.com/reviews/submit/NBP1-31142

Earn gift cards/discounts by submitting a publication using this product:
www.novusbio.com/publications

