

Product Datasheet

ARIH2 Antibody - BSA Free

NBP1-31044

Unit Size: 100 ul

Store at 4C short term. Aliquot and store at -20C long term. Avoid freeze-thaw cycles.

www.novusbio.com



technical@novusbio.com

Protocols, Publications, Related Products, Reviews, Research Tools and Images at:
www.novusbio.com/NBP1-31044

Updated 2/21/2025 v.20.1

Earn rewards for product
reviews and publications.

Submit a publication at www.novusbio.com/publications

Submit a review at www.novusbio.com/reviews/destination/NBP1-31044



NBP1-31044

ARIH2 Antibody - BSA Free

Product Information	
Unit Size	100 ul
Concentration	Concentrations vary lot to lot. See vial label for concentration. If unlisted please contact technical services.
Storage	Store at 4C short term. Aliquot and store at -20C long term. Avoid freeze-thaw cycles.
Clonality	Polyclonal
Preservative	0.01% Thimerosal
Isotype	IgG
Purity	Antigen Affinity-purified
Buffer	PBS (pH 7), 10% Glycerol


Product Description	
Host	Rabbit
Gene ID	10425
Gene Symbol	ARIH2
Species	Human, Mouse
Reactivity Notes	Immunogen displays the following percentage of sequence identity for non-tested species: <i>Xenopus laevis</i> (100%) and <i>Xenopus Tropicalis</i> (100%).
Immunogen	Carrier-protein conjugated synthetic peptide encompassing a sequence within the C-terminus region of human ARIH2. The exact sequence is proprietary.

Product Application Details	
Applications	Western Blot, Immunocytochemistry/ Immunofluorescence
Recommended Dilutions	Western Blot 1:500-1:3000, Immunocytochemistry/ Immunofluorescence 1:100-1:1000

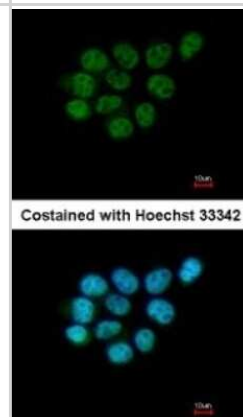


Images

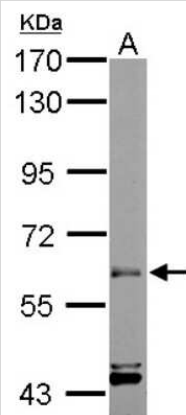
Western Blot: ARIH2 Antibody [NBP1-31044] - Sample (30 ug of whole cell lysate) A: HeLa 7. 5% SDS PAGE; antibody diluted at 1:1000.



Immunocytochemistry/Immunofluorescence: ARIH2 Antibody [NBP1-31044] - Paraformaldehyde-fixed A431, using antibody at 1:200 dilution.



Western Blot: ARIH2 Antibody [NBP1-31044] - Sample (50 ug of whole cell lysate) A: mouse muscle 7. 5% SDS PAGE; antibody diluted at 1:1000.





Novus Biologicals USA

10730 E. Briarwood Avenue
Centennial, CO 80112
USA
Phone: 303.730.1950
Toll Free: 1.888.506.6887
Fax: 303.730.1966
nb-customerservice@bio-techne.com

Bio-Techne Canada

21 Canmotor Ave
Toronto, ON M8Z 4E6
Canada
Phone: 905.827.6400
Toll Free: 855.668.8722
Fax: 905.827.6402
canada.inquires@bio-techne.com

Bio-Techne Ltd

19 Barton Lane
Abingdon Science Park
Abingdon, OX14 3NB, United Kingdom
Phone: (44) (0) 1235 529449
Free Phone: 0800 37 34 15
Fax: (44) (0) 1235 533420
info.EMEA@bio-techne.com

General Contact Information

www.novusbio.com
Technical Support: nb-technical@bio-techne.com
Orders: nb-customerservice@bio-techne.com
General: novus@novusbio.com

Products Related to NBP1-31044

HAF008	Goat anti-Rabbit IgG Secondary Antibody [HRP]
NB7160	Goat anti-Rabbit IgG (H+L) Secondary Antibody [HRP]
NBP2-24891	Rabbit IgG Isotype Control
H00010425-P01-10ug	Recombinant Human ARIH2 GST (N-Term) Protein

Limitations

This product is for research use only and is not approved for use in humans or in clinical diagnosis. Primary Antibodies are guaranteed for 1 year from date of receipt.

For more information on our 100% guarantee, please visit www.novusbio.com/guarantee

Earn gift cards/discounts by submitting a review: www.novusbio.com/reviews/submit/NBP1-31044

Earn gift cards/discounts by submitting a publication using this product:
www.novusbio.com/publications

