

Product Datasheet

Sirtuin 3/SIRT3 Antibody - BSA Free NBP1-31029

Unit Size: 100 ul

Store at 4C short term. Aliquot and store at -20C long term. Avoid freeze-thaw cycles.

www.novusbio.com



technical@novusbio.com

Publications: 1

Protocols, Publications, Related Products, Reviews, Research Tools and Images at:
www.novusbio.com/NBP1-31029

Updated 2/21/2025 v.20.1

Earn rewards for product
reviews and publications.

Submit a publication at www.novusbio.com/publications

Submit a review at www.novusbio.com/reviews/destination/NBP1-31029



NBP1-31029

Sirtuin 3/SIRT3 Antibody - BSA Free

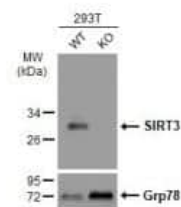
Product Information	
Unit Size	100 ul
Concentration	Concentrations vary lot to lot. See vial label for concentration. If unlisted please contact technical services.
Storage	Store at 4C short term. Aliquot and store at -20C long term. Avoid freeze-thaw cycles.
Clonality	Polyclonal
Preservative	0.025% Proclin 300
Isotype	IgG
Purity	Antigen Affinity-purified
Buffer	PBS (pH 7), 20% Glycerol
Target Molecular Weight	44 kDa

Product Description	
Host	Rabbit
Gene ID	23410
Gene Symbol	SIRT3
Species	Human
Reactivity Notes	Use in Rat reported in scientific literature (PMID:31931835).
Immunogen	Carrier-protein conjugated synthetic peptide encompassing a sequence within the C-terminus region of human Sirtuin 3/SIRT3. The exact sequence is proprietary.

Product Application Details	
Applications	Western Blot, Immunocytochemistry/ Immunofluorescence, Immunohistochemistry, Immunohistochemistry-Paraffin, Knockdown Validated, Knockout Validated
Recommended Dilutions	Western Blot 1:500-1:3000, Immunohistochemistry 1:100-1:1000, Immunocytochemistry/ Immunofluorescence 1:100-1:1000, Immunohistochemistry-Paraffin 1:100-1:1000, Knockout Validated, Knockdown Validated
Application Notes	Use in Knockdown Validated reported in scientific literature (PMID:31931835).

Images

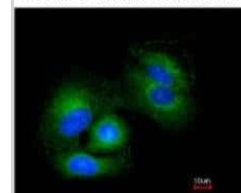
Western Blot: Sirtuin 3/SIRT3 Antibody [NBP1-31029] - Wild-type (WT) and SIRT3 knockout (KO) 293T cell extracts (30 ug) were separated by 12% SDS-PAGE, and the membrane was blotted with SIRT3 antibody diluted at 1:500. HRP-conjugated anti-rabbit IgG antibody was used to detect the primary antibody.



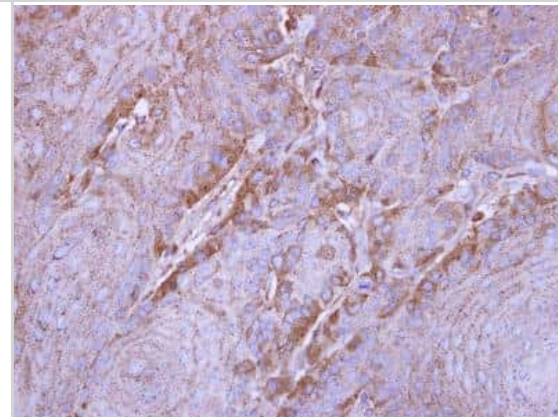
Immunocytochemistry/Immunofluorescence: Sirtuin 3/SIRT3 Antibody [NBP1-31029] - Analysis of methanol-fixed A549, using antibody at 1:200 dilution.



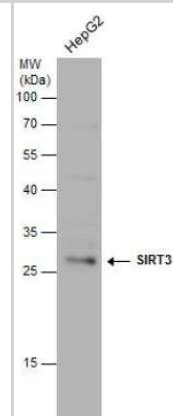
Costained with Hoechst 33342



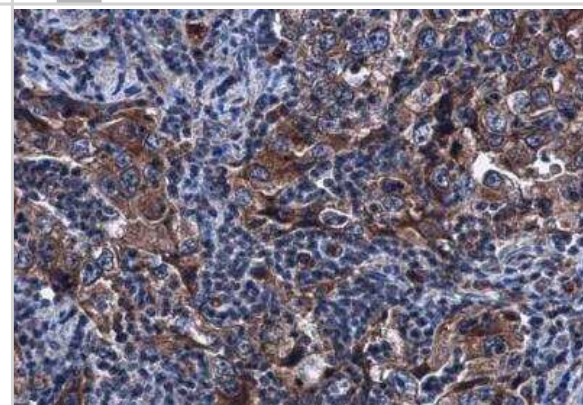
Immunohistochemistry-Paraffin: Sirtuin 3/SIRT3 Antibody [NBP1-31029] - Cal27 xenograft, using SIRT3 antibody at 1:500 dilution. Antigen Retrieval: Citrate buffer, pH 6.0, 15 min.



Western Blot: Sirtuin 3/SIRT3 Antibody [NBP1-31029] - Whole cell extracts (30 ug) was separated by 12% SDS-PAGE, and the membrane was blotted with SIRT3 antibody at a dilution of 1:1000.



Immunohistochemistry-Paraffin: Sirtuin 3/SIRT3 Antibody [NBP1-31029] - Human endometrial carcinoma. SIRT3 antibody [C3], C-term diluted at 1:500. Antigen Retrieval: Citrate buffer, pH 6.0, 15 min.



Publications

Alpha-synuclein-induced mitochondrial dysfunction is mediated via a sirtuin 3-dependent pathway. Park J, Delenclos M, Faroqi A et al. Mol Neurodegener [PMID: 31931835] (WB, KD, IF/IHC, Human, Rat)



Novus Biologicals USA

10730 E. Briarwood Avenue
Centennial, CO 80112
USA
Phone: 303.730.1950
Toll Free: 1.888.506.6887
Fax: 303.730.1966
nb-customerservice@bio-techne.com

Bio-Techne Canada

21 Canmotor Ave
Toronto, ON M8Z 4E6
Canada
Phone: 905.827.6400
Toll Free: 855.668.8722
Fax: 905.827.6402
canada.inquires@bio-techne.com

Bio-Techne Ltd

19 Barton Lane
Abingdon Science Park
Abingdon, OX14 3NB, United Kingdom
Phone: (44) (0) 1235 529449
Free Phone: 0800 37 34 15
Fax: (44) (0) 1235 533420
info.EMEA@bio-techne.com

General Contact Information

www.novusbio.com
Technical Support: nb-technical@bio-techne.com
Orders: nb-customerservice@bio-techne.com
General: novus@novusbio.com

Products Related to NBP1-31029

HAF008	Goat anti-Rabbit IgG Secondary Antibody [HRP]
NB7160	Goat anti-Rabbit IgG (H+L) Secondary Antibody [HRP]
NBP2-24891	Rabbit IgG Isotype Control
NBP1-87037PEP	Sirtuin 3/SIRT3 Recombinant Protein Antigen

Limitations

This product is for research use only and is not approved for use in humans or in clinical diagnosis. Primary Antibodies are guaranteed for 1 year from date of receipt.

For more information on our 100% guarantee, please visit www.novusbio.com/guarantee

Earn gift cards/discounts by submitting a review: www.novusbio.com/reviews/submit/NBP1-31029

Earn gift cards/discounts by submitting a publication using this product:
www.novusbio.com/publications

