

# Product Datasheet

## ARF5 Antibody - BSA Free NBP1-31005

Unit Size: 100 ul

Store at 4C short term. Aliquot and store at -20C long term. Avoid freeze-thaw cycles.

[www.novusbio.com](http://www.novusbio.com)



[technical@novusbio.com](mailto:technical@novusbio.com)

Protocols, Publications, Related Products, Reviews, Research Tools and Images at:  
[www.novusbio.com/NBP1-31005](http://www.novusbio.com/NBP1-31005)

Updated 2/21/2025 v.20.1

Earn rewards for product  
reviews and publications.

Submit a publication at [www.novusbio.com/publications](http://www.novusbio.com/publications)

Submit a review at [www.novusbio.com/reviews/destination/NBP1-31005](http://www.novusbio.com/reviews/destination/NBP1-31005)



**NBP1-31005**

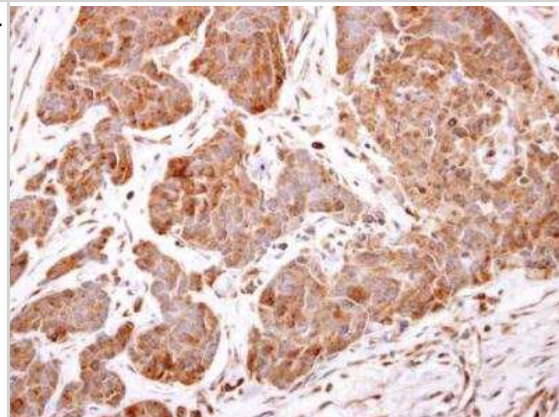
ARF5 Antibody - BSA Free

<b>Product Information</b>	
<b>Unit Size</b>	100 ul
<b>Concentration</b>	Concentrations vary lot to lot. See vial label for concentration. If unlisted please contact technical services.
<b>Storage</b>	Store at 4C short term. Aliquot and store at -20C long term. Avoid freeze-thaw cycles.
<b>Clonality</b>	Polyclonal
<b>Preservative</b>	0.025% Proclin 300
<b>Isotype</b>	IgG
<b>Purity</b>	Antigen Affinity-purified
<b>Buffer</b>	PBS (pH 7), 20% Glycerol
<b>Target Molecular Weight</b>	21 kDa
<b>Product Description</b>	
<b>Host</b>	Rabbit
<b>Gene ID</b>	381
<b>Gene Symbol</b>	ARF5
<b>Species</b>	Human
<b>Immunogen</b>	Carrier-protein conjugated synthetic peptide encompassing a sequence within the center region of human ARF5. The exact sequence is proprietary.
<b>Product Application Details</b>	
<b>Applications</b>	Western Blot, Immunocytochemistry/ Immunofluorescence, Immunohistochemistry, Immunohistochemistry-Paraffin
<b>Recommended Dilutions</b>	Western Blot 1:500-1:3000, Immunohistochemistry 1:100-1:1000, Immunocytochemistry/ Immunofluorescence 1:100-1:1000, Immunohistochemistry-Paraffin 1:100-1:1000

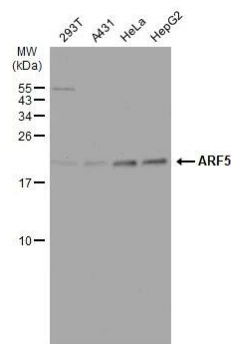


## Images

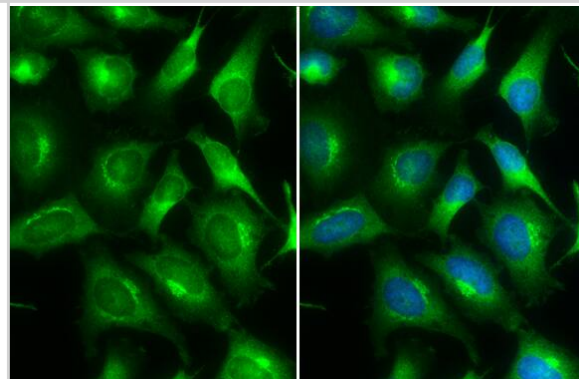
Immunohistochemistry-Paraffin: ARF5 Antibody [NBP1-31005] - Paraffin-embedded human breast carcinoma. ARF5 antibody dilution: 1:500.



Western Blot: ARF5 Antibody [NBP1-31005] - Various whole cell extracts (30 ug) were separated by 15% SDS-PAGE, and the membrane was blotted with ARF5 antibody (NBP1-31005) diluted at 1:500. The HRP-conjugated anti-rabbit IgG antibody was used to detect the primary antibody.



Immunocytochemistry/ Immunofluorescence: ARF5 Antibody [NBP1-31005] - ARF5 antibody detects ARF5 protein at Golgi apparatus and cytoplasm by immunofluorescent analysis. Sample: HeLa cells were fixed in 4% paraformaldehyde at RT for 15 min. Green: ARF5 stained by ARF5 antibody (NBP1-31005) diluted at 1:500. Blue: Hoechst 33342 staining.





### Novus Biologicals USA

10730 E. Briarwood Avenue  
Centennial, CO 80112  
USA  
Phone: 303.730.1950  
Toll Free: 1.888.506.6887  
Fax: 303.730.1966  
nb-customerservice@bio-techne.com

### Bio-Techne Canada

21 Canmotor Ave  
Toronto, ON M8Z 4E6  
Canada  
Phone: 905.827.6400  
Toll Free: 855.668.8722  
Fax: 905.827.6402  
canada.inquires@bio-techne.com

### Bio-Techne Ltd

19 Barton Lane  
Abingdon Science Park  
Abingdon, OX14 3NB, United Kingdom  
Phone: (44) (0) 1235 529449  
Free Phone: 0800 37 34 15  
Fax: (44) (0) 1235 533420  
info.EMEA@bio-techne.com

### General Contact Information

www.novusbio.com  
Technical Support: nb-technical@bio-techne.com  
Orders: nb-customerservice@bio-techne.com  
General: novus@novusbio.com

### Products Related to NBP1-31005

---

HAF008	Goat anti-Rabbit IgG Secondary Antibody [HRP]
NB7160	Goat anti-Rabbit IgG (H+L) Secondary Antibody [HRP]
NBP2-24891	Rabbit IgG Isotype Control
NBP1-72346-100ug	Recombinant Human ARF5 His Protein

---

### Limitations

This product is for research use only and is not approved for use in humans or in clinical diagnosis. Primary Antibodies are guaranteed for 1 year from date of receipt.

For more information on our 100% guarantee, please visit [www.novusbio.com/guarantee](http://www.novusbio.com/guarantee)

Earn gift cards/discounts by submitting a review: [www.novusbio.com/reviews/submit/NBP1-31005](http://www.novusbio.com/reviews/submit/NBP1-31005)

Earn gift cards/discounts by submitting a publication using this product:  
[www.novusbio.com/publications](http://www.novusbio.com/publications)

