

# Product Datasheet

## ARF3 Antibody - BSA Free NBP1-31004

Unit Size: 100 ul

Store at 4C short term. Aliquot and store at -20C long term. Avoid freeze-thaw cycles.

[www.novusbio.com](http://www.novusbio.com)



[technical@novusbio.com](mailto:technical@novusbio.com)

Protocols, Publications, Related Products, Reviews, Research Tools and Images at:  
[www.novusbio.com/NBP1-31004](http://www.novusbio.com/NBP1-31004)

Updated 9/9/2025 v.20.1

Earn rewards for product  
reviews and publications.

Submit a publication at [www.novusbio.com/publications](http://www.novusbio.com/publications)

Submit a review at [www.novusbio.com/reviews/destination/NBP1-31004](http://www.novusbio.com/reviews/destination/NBP1-31004)



**NBP1-31004**

ARF3 Antibody - BSA Free

Product Information	
Unit Size	100 ul
Concentration	Concentrations vary lot to lot. See vial label for concentration. If unlisted please contact technical services.
Storage	Store at 4C short term. Aliquot and store at -20C long term. Avoid freeze-thaw cycles.
Clonality	Polyclonal
Preservative	0.01% Thimerosal
Isotype	IgG
Purity	Antigen Affinity-purified
Buffer	0.1M Tris (pH 7), 0.1M Glycine, 20% Glycerol
Target Molecular Weight	21 kDa

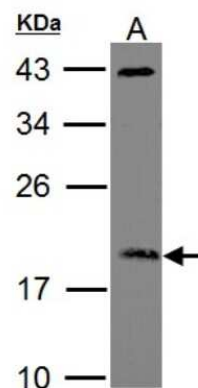
Product Description	
Description	Novus Biologicals Rabbit ARF3 Antibody - BSA Free (NBP1-31004) is a polyclonal antibody validated for use in IHC, WB and ICC/IF. All Novus Biologicals antibodies are covered by our 100% guarantee.
Host	Rabbit
Gene ID	377
Gene Symbol	ARF3
Species	Human, Mouse
Specificity/Sensitivity	This product has been tested only for its reactivity with ARF3, however the sequence homology of the immunogen indicates a possible cross reactivity with ARF1, ARF5 and ARF6
Immunogen	Carrier-protein conjugated synthetic peptide encompassing a sequence within the center region of human ARF3. The exact sequence is proprietary.

Product Application Details	
Applications	Western Blot, Immunohistochemistry-Paraffin, Immunocytochemistry/Immunofluorescence, Immunohistochemistry
Recommended Dilutions	Western Blot 1:500-1:3000, Immunohistochemistry 1:100-1:1000, Immunocytochemistry/ Immunofluorescence 1:100-1:1000, Immunohistochemistry-Paraffin 1:100-1:1000

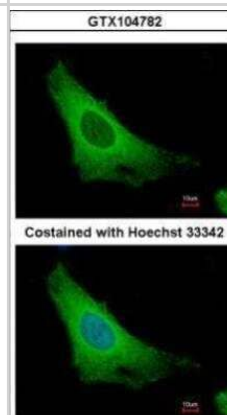


## Images

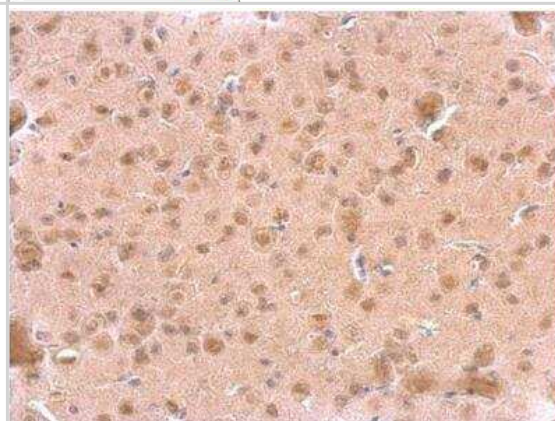
Western Blot: ARF3 Antibody [NBP1-31004] - Sample (30 ug of whole cell lysate) A: Raji 12% SDS PAGE ADP-ribosylation factor 3 antibody, antibody diluted at 1:1000.



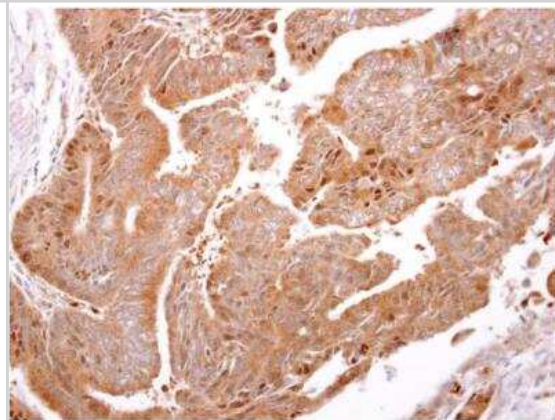
Immunocytochemistry/Immunofluorescence: ARF3 Antibody [NBP1-31004] - Immunofluorescence analysis of methanol-fixed HeLa, using ARF3 antibody at 1:500 dilution.



Immunohistochemistry-Paraffin: ARF3 Antibody [NBP1-31004] - Sample: Paraffin-embedded mouse fore brain. ARF3 antibody dilution: 1:500.



Immunohistochemistry-Paraffin: ARF3 Antibody [NBP1-31004] - Sample: Paraffin-embedded human colon carcinoma. ARF3 antibody dilution: 1:500.





### **Novus Biologicals USA**

10730 E. Briarwood Avenue  
Centennial, CO 80112  
USA  
Phone: 303.730.1950  
Toll Free: 1.888.506.6887  
Fax: 303.730.1966  
nb-customerservice@bio-techne.com

### **Bio-Techne Canada**

21 Canmotor Ave  
Toronto, ON M8Z 4E6  
Canada  
Phone: 905.827.6400  
Toll Free: 855.668.8722  
Fax: 905.827.6402  
canada.inquires@bio-techne.com

### **Bio-Techne Ltd**

19 Barton Lane  
Abingdon Science Park  
Abingdon, OX14 3NB, United Kingdom  
Phone: (44) (0) 1235 529449  
Free Phone: 0800 37 34 15  
Fax: (44) (0) 1235 533420  
info.EMEA@bio-techne.com

### **General Contact Information**

www.novusbio.com  
Technical Support: nb-technical@bio-techne.com  
Orders: nb-customerservice@bio-techne.com  
General: novus@novusbio.com

### **Products Related to NBP1-31004**

---

HAF008	Goat anti-Rabbit IgG Secondary Antibody [HRP]
NB7160	Goat anti-Rabbit IgG (H+L) Secondary Antibody [HRP]
NBP2-24891	Rabbit IgG Isotype Control
NBP1-72457-100ug	Recombinant Human ARF3 His Protein

---

### **Limitations**

This product is for research use only and is not approved for use in humans or in clinical diagnosis. Primary Antibodies are guaranteed for 1 year from date of receipt.

For more information on our 100% guarantee, please visit [www.novusbio.com/guarantee](http://www.novusbio.com/guarantee)

Earn gift cards/discounts by submitting a review: [www.novusbio.com/reviews/submit/NBP1-31004](http://www.novusbio.com/reviews/submit/NBP1-31004)

Earn gift cards/discounts by submitting a publication using this product:  
[www.novusbio.com/publications](http://www.novusbio.com/publications)

