

Product Datasheet

CD42b/GPIb alpha Antibody (MM2/174) - Azide and BSA Free NBP1-28457

Unit Size: 0.1 mg

Store at 4C. Do not freeze.

www.novusbio.com



technical@novusbio.com

Reviews: 1

Protocols, Publications, Related Products, Reviews, Research Tools and Images at:
www.novusbio.com/NBP1-28457

Updated 2/21/2025 v.20.1

Earn rewards for product reviews and publications.

Submit a publication at www.novusbio.com/publications

Submit a review at www.novusbio.com/reviews/destination/NBP1-28457



NBP1-28457

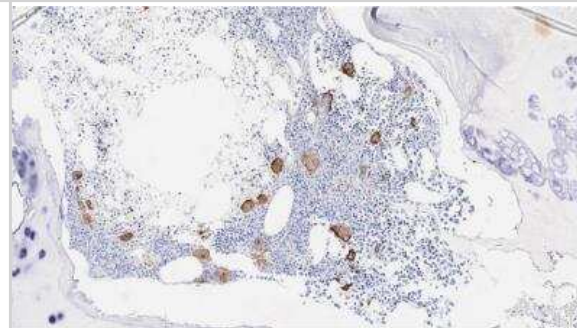
CD42b/GPIb alpha Antibody (MM2/174) - Azide and BSA Free

Product Information	
Unit Size	0.1 mg
Concentration	0.1 mg/ml
Storage	Store at 4C. Do not freeze.
Clonality	Monoclonal
Clone	MM2/174
Preservative	No Preservative
Isotype	IgG1 Kappa
Purity	Protein A or G purified
Buffer	BBS (pH 8.2)
Product Description	
Host	Mouse
Gene ID	2811
Gene Symbol	GP1BA
Species	Human
Specificity/Sensitivity	Human CD42b
Immunogen	Human plasma membrane
Product Application Details	
Applications	Flow Cytometry, Immunohistochemistry, Immunohistochemistry-Paraffin
Recommended Dilutions	Flow Cytometry $\geq 1 \text{ ug}/10^6$ cells, Immunohistochemistry 1:10 - 1:500, Immunohistochemistry-Paraffin Validated for IHC-P from a verified customer review.

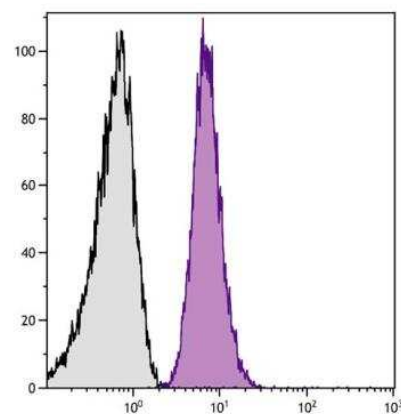


Images

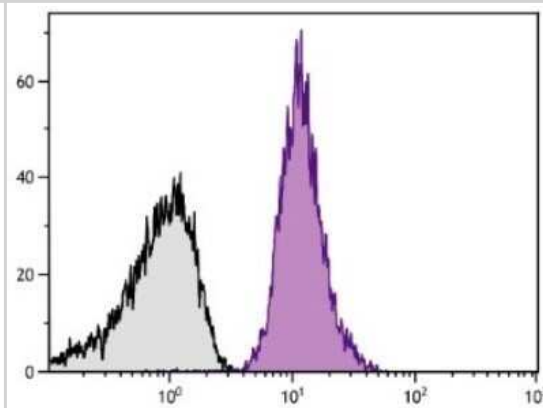
Immunohistochemistry-Paraffin: CD42b/GPIb alpha Antibody (MM2/174) [NBP1-28457] - Analysis on HCL-decalcified, paraffin embedded human bone marrow core labeling for CD42b (clone: MM2/174) at 1/100. IHC-P image submitted by a verified customer review.



Flow Cytometry: CD42b/GPIb alpha Antibody (MM2/174) [NBP1-28457] - Human peripheral blood platelets were stained with Mouse Anti-Human CD42b-PE NBP1-28503.



Flow Cytometry: CD42b/GPIb alpha Antibody (MM2/174) [NBP1-28457] - Analysis using the PE conjugate of NBP1-28457. Staining of platelets.





Novus Biologicals USA

10730 E. Briarwood Avenue
Centennial, CO 80112
USA
Phone: 303.730.1950
Toll Free: 1.888.506.6887
Fax: 303.730.1966
nb-customerservice@bio-techne.com

Bio-Techne Canada

21 Canmotor Ave
Toronto, ON M8Z 4E6
Canada
Phone: 905.827.6400
Toll Free: 855.668.8722
Fax: 905.827.6402
canada.inquires@bio-techne.com

Bio-Techne Ltd

19 Barton Lane
Abingdon Science Park
Abingdon, OX14 3NB, United Kingdom
Phone: (44) (0) 1235 529449
Free Phone: 0800 37 34 15
Fax: (44) (0) 1235 533420
info.EMEA@bio-techne.com

General Contact Information

www.novusbio.com
Technical Support: nb-technical@bio-techne.com
Orders: nb-customerservice@bio-techne.com
General: novus@novusbio.com

Products Related to NBP1-28457

HAF007	Goat anti-Mouse IgG Secondary Antibody [HRP]
NB720-B	Rabbit anti-Mouse IgG (H+L) Secondary Antibody [Biotin]
NBP1-43319-0.5mg	Mouse IgG1 Kappa Isotype Control (P3.6.2.8.1)
NBP1-28502	CD42b/GPIb alpha Antibody (MM2/174) [Biotin]

Limitations

This product is for research use only and is not approved for use in humans or in clinical diagnosis. Primary Antibodies are guaranteed for 1 year from date of receipt.

For more information on our 100% guarantee, please visit www.novusbio.com/guarantee

Earn gift cards/discounts by submitting a review: www.novusbio.com/reviews/submit/NBP1-28457

Earn gift cards/discounts by submitting a publication using this product:
www.novusbio.com/publications

