

Product Datasheet

ARID2 Antibody - BSA Free

NBP1-26615

Unit Size: 100 ul

Store at 4C. Do not freeze.

www.novusbio.com



technical@novusbio.com

Reviews: 1 Publications: 1

Protocols, Publications, Related Products, Reviews, Research Tools and Images at:
www.novusbio.com/NBP1-26615

Updated 2/21/2025 v.20.1

Earn rewards for product reviews and publications.

Submit a publication at www.novusbio.com/publications

Submit a review at www.novusbio.com/reviews/destination/NBP1-26615



NBP1-26615

ARID2 Antibody - BSA Free

Product Information

Unit Size	100 ul
Concentration	1.0 mg/ml
Storage	Store at 4C. Do not freeze.
Clonality	Polyclonal
Preservative	0.09% Sodium Azide
Isotype	IgG
Purity	Immunogen affinity purified
Buffer	Tris-Citrate/Phosphate (pH 7.0 - 8.0)

Product Description

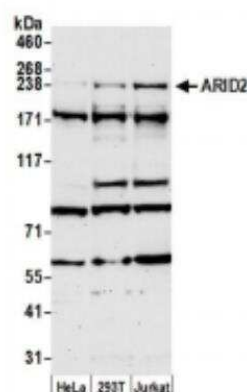
Host	Rabbit
Gene ID	196528
Gene Symbol	ARID2
Species	Human, Mouse
Reactivity Notes	Mouse reactivity reported from a verified customer review.
Immunogen	The immunogen recognized by this antibody maps to a region between residue 1785 and 1835 of human AT rich interactive domain 2 using the numbering given in entry NP_689854.2 (GeneID 196528).

Product Application Details

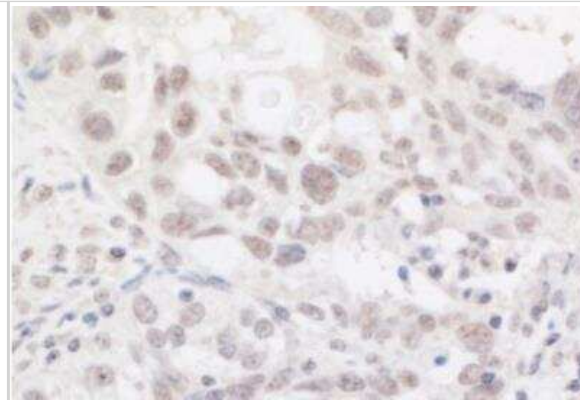
Applications	Western Blot, Immunohistochemistry, Immunohistochemistry-Paraffin, Immunoprecipitation
Recommended Dilutions	Western Blot 1:2000-1:10000, Immunohistochemistry 1:1000 - 1:5000, Immunoprecipitation 5-10 ug/mg lysate, Immunohistochemistry-Paraffin 1:1000 - 1:5000
Application Notes	Epitope retrieval with citrate buffer pH6.0 is recommended for FFPE tissue sections.

Images

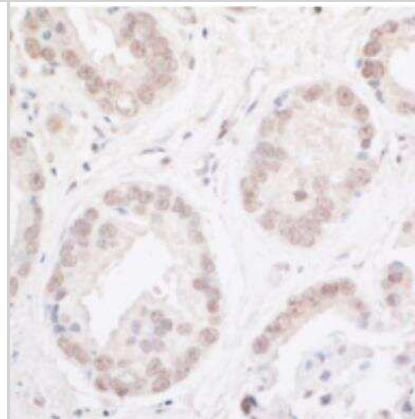
Western Blot: ARID2 Antibody [NBP1-26615] - Whole cell lysate (50 ug) from HeLa, 293T, and Jurkat cells prepared using NETN lysis buffer. Antibody: Affinity purified rabbit anti-ARID2 antibody used for WB at 0.04 ug/ml. Detection: Chemiluminescence with an exposure time of 75 seconds.



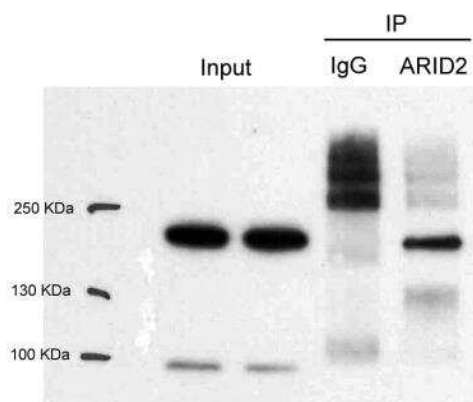
Immunohistochemistry-Paraffin: ARID2 Antibody [NBP1-26615] - FFPE section of human ovarian carcinoma. Antibody: Affinity purified rabbit anti-ARID2 used at a dilution of 1:5,000 (0.2ug/ml). Detection: DAB



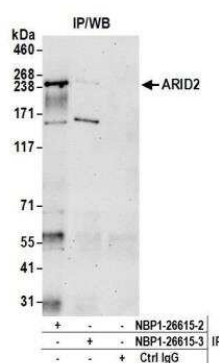
Immunohistochemistry-Paraffin: ARID2 Antibody [NBP1-26615] - FFPE section of human prostate carcinoma. Antibody: Affinity purified rabbit anti-ARID2 used at a dilution of 1:5,000 (0.2ug/ml). Detection: DAB



Immunoprecipitation: ARID2 Antibody [NBP1-26615] - Mouse embryonic fibroblasts. Image submitted by a verified customer review.



Immunoprecipitation: ARID2 Antibody [NBP1-26615] - Detection of human ARID2 by western blot of immunoprecipitates. Samples: Whole cell lysate (1.0 mg per IP reaction; 20% of IP loaded) from HeLa cells prepared using NETN lysis buffer. Antibodies: Affinity purified rabbit anti-ARID2 antibody NBP1-26615 (lot NBP1-26615-2) used for IP at 6 ug per reaction. ARID2 was also immunoprecipitated by a previous lot of this antibody (lot NBP1-26615-1). For blotting immunoprecipitated ARID2, NBP1-26615 was used at 1 ug/ml. Detection: Chemiluminescence with an exposure time of 30 seconds.



Publications

Mota M, Sweha SR, Pun M et al. Targeting SWI/SNF ATPases in H3.3K27M diffuse intrinsic pontine gliomas
Proceedings of the National Academy of Sciences of the United States of America 2023-05-02 [PMID: 37094128]



Novus Biologicals USA

10730 E. Briarwood Avenue
Centennial, CO 80112
USA
Phone: 303.730.1950
Toll Free: 1.888.506.6887
Fax: 303.730.1966
nb-customerservice@bio-techne.com

Bio-Techne Canada

21 Canmotor Ave
Toronto, ON M8Z 4E6
Canada
Phone: 905.827.6400
Toll Free: 855.668.8722
Fax: 905.827.6402
canada.inquires@bio-techne.com

Bio-Techne Ltd

19 Barton Lane
Abingdon Science Park
Abingdon, OX14 3NB, United Kingdom
Phone: (44) (0) 1235 529449
Free Phone: 0800 37 34 15
Fax: (44) (0) 1235 533420
info.EMEA@bio-techne.com

General Contact Information

www.novusbio.com
Technical Support: nb-technical@bio-techne.com
Orders: nb-customerservice@bio-techne.com
General: novus@novusbio.com

Products Related to NBP1-26615

HAF008	Goat anti-Rabbit IgG Secondary Antibody [HRP]
NB7160	Goat anti-Rabbit IgG (H+L) Secondary Antibody [HRP]
NBP2-24891	Rabbit IgG Isotype Control
NBP2-57220PEP	ARID2 Recombinant Protein Antigen

Limitations

This product is for research use only and is not approved for use in humans or in clinical diagnosis. Primary Antibodies are guaranteed for 1 year from date of receipt.

For more information on our 100% guarantee, please visit www.novusbio.com/guarantee

Earn gift cards/discounts by submitting a review: www.novusbio.com/reviews/submit/NBP1-26615

Earn gift cards/discounts by submitting a publication using this product:
www.novusbio.com/publications

