

Product Datasheet

IP3R1 Antibody NBP1-21398

Unit Size: 100 ul

Store at 4C. Do not freeze.

www.novusbio.com



technical@novusbio.com

Reviews: 1 Publications: 2

Protocols, Publications, Related Products, Reviews, Research Tools and Images at:
www.novusbio.com/NBP1-21398

Updated 9/9/2025 v.20.1

**Earn rewards for product
reviews and publications.**

Submit a publication at www.novusbio.com/publications

Submit a review at www.novusbio.com/reviews/destination/NBP1-21398



NBP1-21398**IP3R1 Antibody**

Product Information	
Unit Size	100 ul
Concentration	0.2 mg/ml
Storage	Store at 4C. Do not freeze.
Clonality	Polyclonal
Preservative	0.09% Sodium Azide
Isotype	IgG
Purity	Immunogen affinity purified
Buffer	TBS and 0.1% BSA

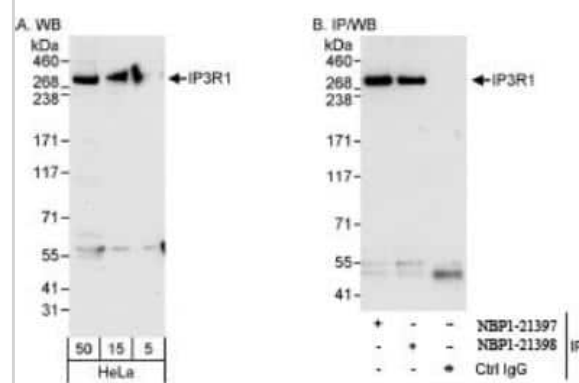
Product Description	
Description	Novus Biologicals Rabbit IP3R1 Antibody (NBP1-21398) is a polyclonal antibody validated for use in IHC, WB, ICC/IF and IP. Anti-IP3R1 Antibody: Cited in 2 publications. All Novus Biologicals antibodies are covered by our 100% guarantee.
Host	Rabbit
Gene ID	3708
Gene Symbol	ITPR1
Species	Human, Mouse
Immunogen	The immunogen recognized by this antibody maps to a region between residue 2708 and 2758 of human inositol 1,4,5-trisphosphate receptor type 1 using the numbering given in entry Q14643.2 (GeneID 3708).

Product Application Details	
Applications	Western Blot, Immunohistochemistry-Paraffin, Immunocytochemistry/Immunofluorescence, Immunohistochemistry, Immunoprecipitation
Recommended Dilutions	Western Blot 1:2000-1:10000, Immunohistochemistry, Immunocytochemistry/Immunofluorescence 1:50-1:250, Immunoprecipitation 2-5 ug/mg lysate, Immunohistochemistry-Paraffin 1:100 - 1:500
Application Notes	Epitope retrieval with Tris-EDTA pH9.0 is recommended for FFPE tissue sections.

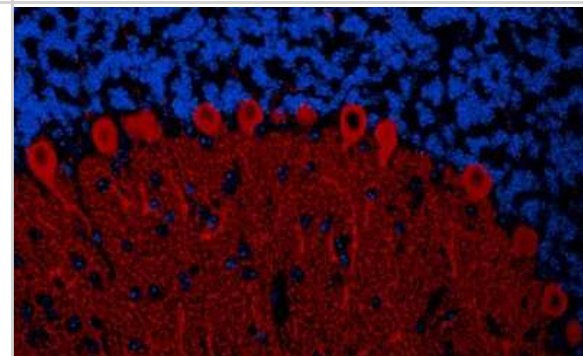


Images

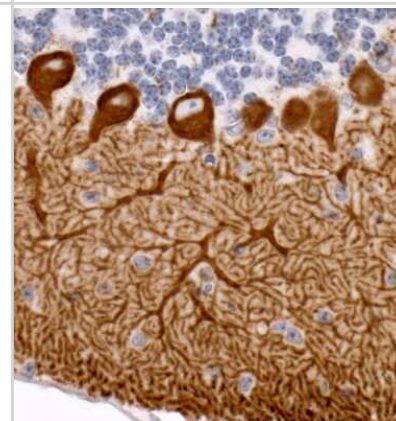
Western Blot: IP3R1 Antibody [NBP1-21398] - Whole cell lysate from HeLa cells. Affinity purified rabbit anti-IP3R1 antibody. IP3R1 was also immunoprecipitated by rabbit anti-IP3R1 antibody NBP1-21397.



Immunohistochemistry-Paraffin: IP3R1 Antibody [NBP1-21398] - Section of mouse cerebellum. Antibody: Affinity purified rabbit anti- IP3R1 used at a dilution of 1:100 (2ug/ml). Detection: Red-fluorescent Goat anti-Rabbit IgG-heavy and light chain cross-adsorbed Antibody DyLight 594 Conjugated used at a dilution of 1:100. Counterstain: DAPI (blue).



Immunohistochemistry-Paraffin: IP3R1 Antibody [NBP1-21398] - Section of mouse cerebellum. Antibody: Affinity purified rabbit anti- IP3R1 used at a dilution of 1:200 (1ug/ml). Detection: DAB. Counterstain: IHC Hematoxylin (blue).



Publications

Suriano CM. Inositol 1,4,5-triphosphate receptor is selectively expressed in cerebellum but not cerebellum-like structures of the elasmobranch fish, *Leucoraja erinacea* Heliyon 2019-01-01 [PMID: 30775573] (WB, Mouse)

Wang Y, Li G, Goode J et al. Inositol-1,4,5-trisphosphate receptor regulates hepatic gluconeogenesis in fasting and diabetes. Nature 2012-04-01 [PMID: 22495310]



Novus Biologicals USA

10730 E. Briarwood Avenue
Centennial, CO 80112
USA
Phone: 303.730.1950
Toll Free: 1.888.506.6887
Fax: 303.730.1966
nb-customerservice@bio-techne.com

Bio-Techne Canada

21 Canmotor Ave
Toronto, ON M8Z 4E6
Canada
Phone: 905.827.6400
Toll Free: 855.668.8722
Fax: 905.827.6402
canada.inquires@bio-techne.com

Bio-Techne Ltd

19 Barton Lane
Abingdon Science Park
Abingdon, OX14 3NB, United Kingdom
Phone: (44) (0) 1235 529449
Free Phone: 0800 37 34 15
Fax: (44) (0) 1235 533420
info.EMEA@bio-techne.com

General Contact Information

www.novusbio.com
Technical Support: nb-technical@bio-techne.com
Orders: nb-customerservice@bio-techne.com
General: novus@novusbio.com

Products Related to NBP1-21398

HAF008	Goat anti-Rabbit IgG Secondary Antibody [HRP]
NB7160	Goat anti-Rabbit IgG (H+L) Secondary Antibody [HRP]
NBP2-24891	Rabbit IgG Isotype Control
H00003708-Q01-10ug	Recombinant Human IP3R1 GST (N-Term) Protein

Limitations

This product is for research use only and is not approved for use in humans or in clinical diagnosis. Primary Antibodies are guaranteed for 1 year from date of receipt.

For more information on our 100% guarantee, please visit www.novusbio.com/guarantee

Earn gift cards/discounts by submitting a review: www.novusbio.com/reviews/submit/NBP1-21398

Earn gift cards/discounts by submitting a publication using this product:
www.novusbio.com/publications

