

# Product Datasheet

## PRPF3 Antibody - BSA Free

### NBP1-19114

Unit Size: 100 ul

Store at 4C. Do not freeze.

[www.novusbio.com](http://www.novusbio.com)



[technical@novusbio.com](mailto:technical@novusbio.com)

Protocols, Publications, Related Products, Reviews, Research Tools and Images at:  
[www.novusbio.com/NBP1-19114](http://www.novusbio.com/NBP1-19114)

Updated 9/9/2025 v.20.1

Earn rewards for product  
reviews and publications.

Submit a publication at [www.novusbio.com/publications](http://www.novusbio.com/publications)

Submit a review at [www.novusbio.com/reviews/destination/NBP1-19114](http://www.novusbio.com/reviews/destination/NBP1-19114)



**NBP1-19114**

PRPF3 Antibody - BSA Free

**Product Information**

<b>Unit Size</b>	100 ul
<b>Concentration</b>	1.0 mg/ml
<b>Storage</b>	Store at 4C. Do not freeze.
<b>Clonality</b>	Polyclonal
<b>Preservative</b>	0.09% Sodium Azide
<b>Isotype</b>	IgG
<b>Purity</b>	Immunogen affinity purified
<b>Buffer</b>	Tris-Citrate/Phosphate (pH 7.0 - 8.0)

**Product Description**

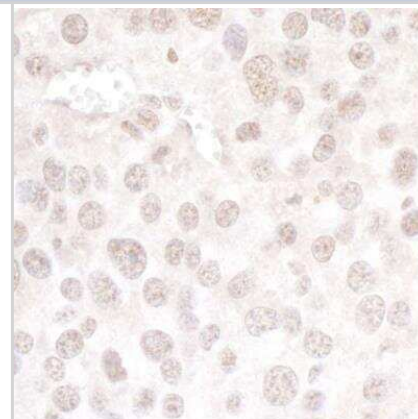
<b>Description</b>	Novus Biologicals Rabbit PRPF3 Antibody - BSA Free (NBP1-19114) is a polyclonal antibody validated for use in IHC and IP. All Novus Biologicals antibodies are covered by our 100% guarantee.
<b>Host</b>	Rabbit
<b>Gene ID</b>	9129
<b>Gene Symbol</b>	PRPF3
<b>Species</b>	Human, Mouse
<b>Immunogen</b>	The immunogen recognized by this antibody maps to a region between residue 100 and 150 of human U4/U6 small nuclear ribonucleoprotein Prp3 using the numbering given in entry NP_004689.1 (GeneID 9129).

**Product Application Details**

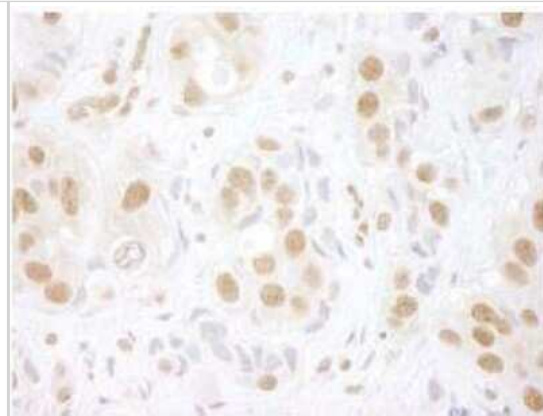
<b>Applications</b>	Immunohistochemistry-Paraffin, Immunohistochemistry, Immunoprecipitation, Western Blot (Negative)
<b>Recommended Dilutions</b>	Immunohistochemistry 1:10-1:500, Immunoprecipitation 2-5 ug/mg lysate, Immunohistochemistry-Paraffin 1:10-1:500, Western Blot (Negative)
<b>Application Notes</b>	It is not recommended for western analysis.

**Images**

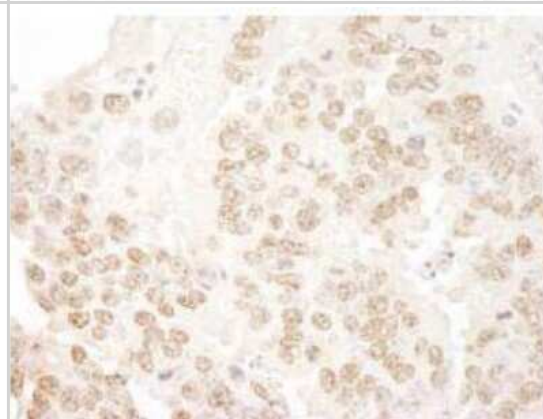
Immunohistochemistry-Paraffin: PRPF3 Antibody [NBP1-19114] - Detection of mouse hPrp3p by immunohistochemistry. Sample: FFPE section of mouse renal cell carcinoma. Antibody: Affinity purified rabbit anti-hPrp3p (NBP1-19114) used at a dilution of 1:5,000 (0.2ug/ml). Detection: DAB



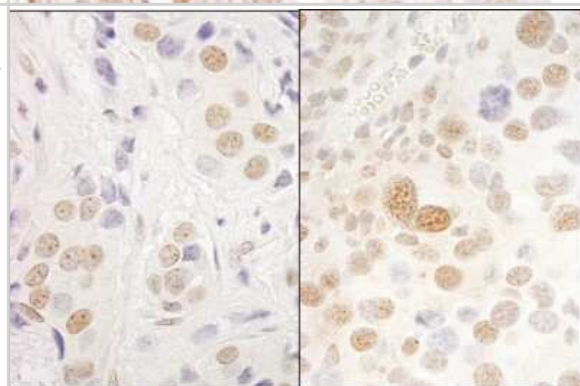
Immunohistochemistry-Paraffin: PRPF3 Antibody [NBP1-19114] - FFPE section of human breast carcinoma. Affinity purified rabbit anti-hPrp3p used at a dilution of 1:100.



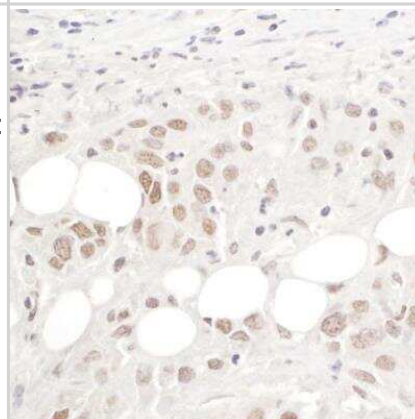
Immunohistochemistry-Paraffin: PRPF3 Antibody [NBP1-19114] - FFPE section of mouse teratoma. Affinity purified rabbit anti-hPrp3p used at a dilution of 1:100.



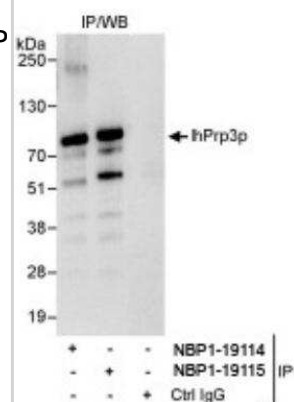
Immunohistochemistry: PRPF3 Antibody [NBP1-19114] - Sample: FFPE section of human breast carcinoma (left) and mouse renal cell carcinoma (right). Antibody: Affinity purified rabbit anti-hPrp3p used at a dilution of 1:5,000 (0.2ug/ml) and 1:1,000 (1ug/ml). Detection: DAB



Immunohistochemistry-Paraffin: PRPF3 Antibody [NBP1-19114] - Detection of human hPrp3p by immunohistochemistry. Sample: FFPE section of human breast carcinoma. Antibody: Affinity purified rabbit anti-hPrp3p (NBP1-19114) used at a dilution of 1:5,000 (0.2ug/ml). Detection: DAB



Immunoprecipitation: PRPF3 Antibody [NBP1-19114] - Whole cell lysate (1 mg for IP, 20% of IP loaded) from HeLa cells. NBP1-19114 used for IP at 3 mcg/mg lysate. hPrp3p was also immunoprecipitated by NBP1-19115 which recognizes a downstream epitope





### **Novus Biologicals USA**

10730 E. Briarwood Avenue  
Centennial, CO 80112  
USA  
Phone: 303.730.1950  
Toll Free: 1.888.506.6887  
Fax: 303.730.1966  
nb-customerservice@bio-techne.com

### **Bio-Techne Canada**

21 Canmotor Ave  
Toronto, ON M8Z 4E6  
Canada  
Phone: 905.827.6400  
Toll Free: 855.668.8722  
Fax: 905.827.6402  
canada.inquires@bio-techne.com

### **Bio-Techne Ltd**

19 Barton Lane  
Abingdon Science Park  
Abingdon, OX14 3NB, United Kingdom  
Phone: (44) (0) 1235 529449  
Free Phone: 0800 37 34 15  
Fax: (44) (0) 1235 533420  
info.EMEA@bio-techne.com

### **General Contact Information**

www.novusbio.com  
Technical Support: nb-technical@bio-  
techne.com  
Orders: nb-customerservice@bio-techne.com  
General: novus@novusbio.com

### **Products Related to NBP1-19114**

---

HAF008	Goat anti-Rabbit IgG Secondary Antibody [HRP]
NB7160	Goat anti-Rabbit IgG (H+L) Secondary Antibody [HRP]
NBP2-24891	Rabbit IgG Isotype Control
NBP2-57826PEP	PRPF3 Recombinant Protein Antigen

---

### **Limitations**

This product is for research use only and is not approved for use in humans or in clinical diagnosis. Primary Antibodies are guaranteed for 1 year from date of receipt.

For more information on our 100% guarantee, please visit [www.novusbio.com/guarantee](http://www.novusbio.com/guarantee)

Earn gift cards/discounts by submitting a review: [www.novusbio.com/reviews/submit/NBP1-19114](http://www.novusbio.com/reviews/submit/NBP1-19114)

Earn gift cards/discounts by submitting a publication using this product:  
[www.novusbio.com/publications](http://www.novusbio.com/publications)

