

Product Datasheet

RanGAP1 Antibody - BSA Free NBP1-18915

Unit Size: 100 ul

Store at 4C. Do not freeze.

www.novusbio.com



technical@novusbio.com

Protocols, Publications, Related Products, Reviews, Research Tools and Images at:
www.novusbio.com/NBP1-18915

Updated 9/9/2025 v.20.1

Earn rewards for product
reviews and publications.

Submit a publication at www.novusbio.com/publications

Submit a review at www.novusbio.com/reviews/destination/NBP1-18915



NBP1-18915

RanGAP1 Antibody - BSA Free

Product Information	
Unit Size	100 ul
Concentration	1.0 mg/ml
Storage	Store at 4C. Do not freeze.
Clonality	Polyclonal
Preservative	0.09% Sodium Azide
Isotype	IgG
Purity	Immunogen affinity purified
Buffer	Tris-Citrate/Phosphate (pH 7.0 - 8.0)
Target Molecular Weight	63.5 kDa

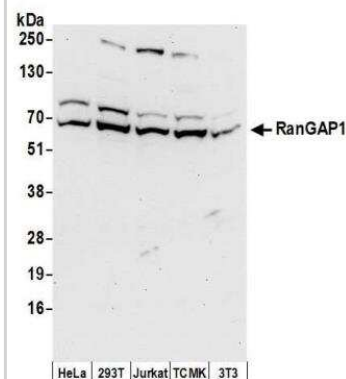
Product Description	
Description	Novus Biologicals Rabbit RanGAP1 Antibody - BSA Free (NBP1-18915) is a polyclonal antibody validated for use in IHC, WB and IP. All Novus Biologicals antibodies are covered by our 100% guarantee.
Host	Rabbit
Gene ID	5905
Gene Symbol	RANGAP1
Species	Human
Immunogen	The immunogen recognized by this antibody maps to a region between residue 100 and 150 of human Ran GTPase activating protein 1 using the numbering given in entry NP_002874.1 (GeneID 5905).

Product Application Details	
Applications	Western Blot, Immunohistochemistry, Immunoprecipitation
Recommended Dilutions	Western Blot 1:2000-1:10000, Immunohistochemistry, Immunoprecipitation 2-5 ug/mg lysate

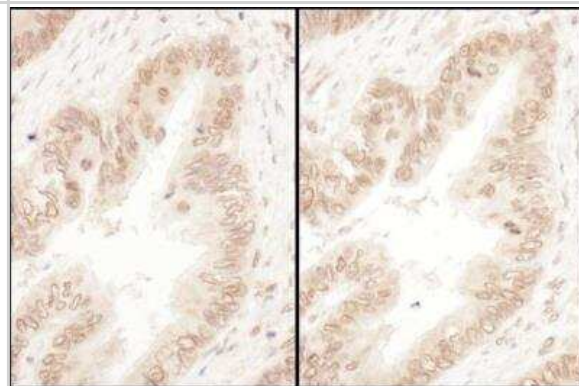


Images

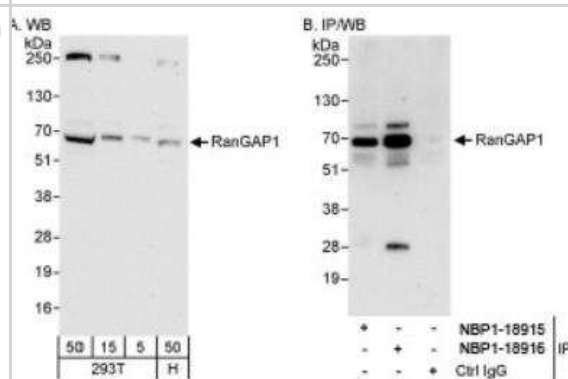
Western Blot: RanGAP1 Antibody [NBP1-18915] - Detection of human and mouse RanGAP1 by western blot. Samples: Whole cell lysate (50 ug) from HeLa, HEK293T, Jurkat, mouse TCMK-1, and mouse NIH 3T3 cells prepared using NETN lysis buffer. Antibodies: Affinity purified rabbit anti-RanGAP1 antibody NBP1-18915 used for WB at 0.1 ug/ml. Detection: Chemiluminescence with an exposure time of 30 seconds.



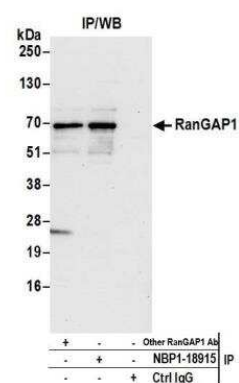
Immunohistochemistry: RanGAP1 Antibody [NBP1-18915] - Detection of human RanGAP1 by immunohistochemistry. Samples: FFPE sections of human prostate carcinoma. Antibody: Affinity purified rabbit anti-RanGAP1 Cat. No. NBP1-18915 (left) and another rabbit anti-RanGAP1 antibody (right) used at a dilution 1ug/ml. Detection: DAB



Western Blot: RanGAP1 Antibody [NBP1-18915] - Whole cell lysate from 293T and HeLa cells. RanGAP1 was also immunoprecipitated by rabbit anti-RanGAP1 antibody NBP1-18916.



Immunoprecipitation: RanGAP1 Antibody [NBP1-18915] - Detection of human RanGAP1 by western blot of immunoprecipitates. Samples: Whole cell lysate (0.5 or 1.0 mg per IP reaction; 20% of IP loaded) from HeLa cells prepared using NETN lysis buffer. Antibodies: Affinity purified rabbit anti-RanGAP1 antibody NBP1-18915 used for IP at 6 ug per reaction. RanGAP1 was also immunoprecipitated by another rabbit anti-RanGAP1 antibody. For blotting immunoprecipitated RanGAP1, NBP1-18915 was used at 0.4 ug/ml. Detection: Chemiluminescence with an exposure time of 30 seconds.





Novus Biologicals USA

10730 E. Briarwood Avenue
Centennial, CO 80112
USA
Phone: 303.730.1950
Toll Free: 1.888.506.6887
Fax: 303.730.1966
nb-customerservice@bio-techne.com

Bio-Techne Canada

21 Canmotor Ave
Toronto, ON M8Z 4E6
Canada
Phone: 905.827.6400
Toll Free: 855.668.8722
Fax: 905.827.6402
canada.inquires@bio-techne.com

Bio-Techne Ltd

19 Barton Lane
Abingdon Science Park
Abingdon, OX14 3NB, United Kingdom
Phone: (44) (0) 1235 529449
Free Phone: 0800 37 34 15
Fax: (44) (0) 1235 533420
info.EMEA@bio-techne.com

General Contact Information

www.novusbio.com
Technical Support: nb-technical@bio-techne.com
Orders: nb-customerservice@bio-techne.com
General: novus@novusbio.com

Products Related to NBP1-18915

HAF008	Goat anti-Rabbit IgG Secondary Antibody [HRP]
NB7160	Goat anti-Rabbit IgG (H+L) Secondary Antibody [HRP]
NBP2-24891	Rabbit IgG Isotype Control
H00005905-P01-25ug	Recombinant Human RanGAP1 GST (N-Term) Protein

Limitations

This product is for research use only and is not approved for use in humans or in clinical diagnosis. Primary Antibodies are guaranteed for 1 year from date of receipt.

For more information on our 100% guarantee, please visit www.novusbio.com/guarantee

Earn gift cards/discounts by submitting a review: www.novusbio.com/reviews/submit/NBP1-18915

Earn gift cards/discounts by submitting a publication using this product:
www.novusbio.com/publications

