

# Product Datasheet

## IQGAP1 Antibody NBP1-06529

Unit Size: 0.1 ml

Store at 4C. Do not freeze.

[www.novusbio.com](http://www.novusbio.com)



[technical@novusbio.com](mailto:technical@novusbio.com)

**Reviews: 1 Publications: 3**

Protocols, Publications, Related Products, Reviews, Research Tools and Images at:  
[www.novusbio.com/NBP1-06529](http://www.novusbio.com/NBP1-06529)

Updated 10/23/2024 v.20.1

**Earn rewards for product  
reviews and publications.**

Submit a publication at [www.novusbio.com/publications](http://www.novusbio.com/publications)

Submit a review at [www.novusbio.com/reviews/destination/NBP1-06529](http://www.novusbio.com/reviews/destination/NBP1-06529)



**NBP1-06529**

IQGAP1 Antibody

Product Information	
Unit Size	0.1 ml
Concentration	0.2 mg/ml
Storage	Store at 4C. Do not freeze.
Clonality	Polyclonal
Preservative	0.09% Sodium Azide
Isotype	IgG
Purity	Immunogen affinity purified
Buffer	TBS and 0.1% BSA

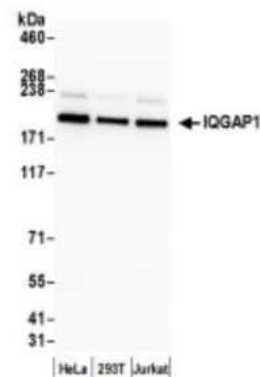
Product Description	
Host	Rabbit
Gene ID	8826
Gene Symbol	IQGAP1
Species	Human
Immunogen	The immunogen recognized by this antibody maps to a region between residue 1 and 50 of human motif containing GTPase activating protein 1 using the numbering given in entry NP_003861.1 (GeneID 8826).

Product Application Details	
Applications	Western Blot, Immunohistochemistry, Immunohistochemistry-Paraffin, Immunoprecipitation
Recommended Dilutions	Western Blot 1:2000-1:10000, Immunohistochemistry, Immunoprecipitation 2 - 10 ug/mg lysate, Immunohistochemistry-Paraffin 1:100-1:500
Application Notes	Epitope retrieval with citrate buffer pH6.0 is recommended for FFPE tissue sections.

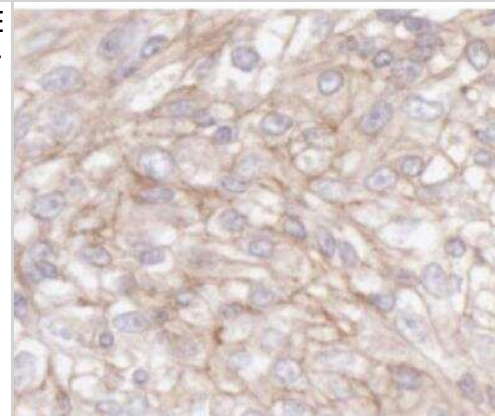


## Images

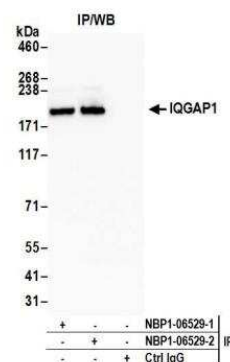
Western Blot: IQGAP1 Antibody [NBP1-06529] - Whole cell lysate (15 ug) from HeLa, HEK293T, and Jurkat cells prepared using NETN lysis buffer. Antibody: Affinity purified rabbit anti-IQGAP1 antibody used for WB at 0.1 ug/ml. Detection: Chemiluminescence with an exposure time of 30 seconds.



Immunohistochemistry-Paraffin: IQGAP1 Antibody [NBP1-06529] - FFPE section of human breast carcinoma. Antibody: Affinity purified rabbit anti-IQGAP1 used at a dilution of 1:200 (1ug/ml). Detection: DAB



Immunoprecipitation: IQGAP1 Antibody [NBP1-06529] - Detection of human IQGAP1 by western blot of immunoprecipitates. Samples: Whole cell lysate (1.0 mg per IP reaction; 20% of IP loaded) from HeLa cells prepared using NETN lysis buffer. Antibodies: Affinity purified rabbit anti-IQGAP1 antibody NBP1-06529 (lot NBP1-06529-2) used for IP at 3 ug per reaction. IQGAP1 was also immunoprecipitated by a previous lot of this antibody (lot NBP1-06529-1). For blotting immunoprecipitated IQGAP1, NBP1-06529 was used at 0.4 ug/ml. Detection: Chemiluminescence with an exposure time of 30 seconds.



## Publications

Kumar A, Larrea D, Pero ME et al. MFN2-dependent recruitment of ATAT1 coordinates mitochondria motility with alpha-tubulin acetylation and is disrupted in CMT2A bioRxiv : the preprint server for biology 2023-03-16 [PMID: 36993604] (KO, ICC/IF, WB, Mouse)

Mosaddeghzadeh N, Pudewell S, Bazgir F et al. CDC42-IQGAP Interactions Scrutinized: New Insights into the Binding Properties of the GAP-Related Domain International journal of molecular sciences 2022-08-09 [PMID: 36012107] (WB, Human)

Sun H, Kapuria V, Peterson LF et al. Bcr-Abl ubiquitination and Usp9x inhibition block kinase signaling and promote CML cell apoptosis. Blood 2011-03-01 [PMID: 21248063]



### **Novus Biologicals USA**

10730 E. Briarwood Avenue  
Centennial, CO 80112  
USA  
Phone: 303.730.1950  
Toll Free: 1.888.506.6887  
Fax: 303.730.1966  
nb-customerservice@bio-techne.com

### **Bio-Techne Canada**

21 Canmotor Ave  
Toronto, ON M8Z 4E6  
Canada  
Phone: 905.827.6400  
Toll Free: 855.668.8722  
Fax: 905.827.6402  
canada.inquires@bio-techne.com

### **Bio-Techne Ltd**

19 Barton Lane  
Abingdon Science Park  
Abingdon, OX14 3NB, United Kingdom  
Phone: (44) (0) 1235 529449  
Free Phone: 0800 37 34 15  
Fax: (44) (0) 1235 533420  
info.EMEA@bio-techne.com

### **General Contact Information**

www.novusbio.com  
Technical Support: nb-technical@bio-techne.com  
Orders: nb-customerservice@bio-techne.com  
General: novus@novusbio.com

### **Products Related to NBP1-06529**

---

HAF008	Goat anti-Rabbit IgG Secondary Antibody [HRP]
NB7160	Goat anti-Rabbit IgG (H+L) Secondary Antibody [HRP]
NBP2-24891	Rabbit IgG Isotype Control
H00008826-Q01-10ug	Recombinant Human IQGAP1 GST (N-Term) Protein

---

### **Limitations**

This product is for research use only and is not approved for use in humans or in clinical diagnosis. Primary Antibodies are guaranteed for 1 year from date of receipt.

For more information on our 100% guarantee, please visit [www.novusbio.com/guarantee](http://www.novusbio.com/guarantee)

Earn gift cards/discounts by submitting a review: [www.novusbio.com/reviews/submit/NBP1-06529](http://www.novusbio.com/reviews/submit/NBP1-06529)

Earn gift cards/discounts by submitting a publication using this product:  
[www.novusbio.com/publications](http://www.novusbio.com/publications)

