

Product Datasheet

PIWIL1/HIWI Antibody NBP1-06062

Unit Size: 0.1 mg

Store at -20C. Avoid freeze-thaw cycles.

www.novusbio.com



technical@novusbio.com

Publications: 1

Protocols, Publications, Related Products, Reviews, Research Tools and Images at:
www.novusbio.com/NBP1-06062

Updated 10/23/2024 v.20.1

Earn rewards for product
reviews and publications.

Submit a publication at www.novusbio.com/publications

Submit a review at www.novusbio.com/reviews/destination/NBP1-06062



NBP1-06062

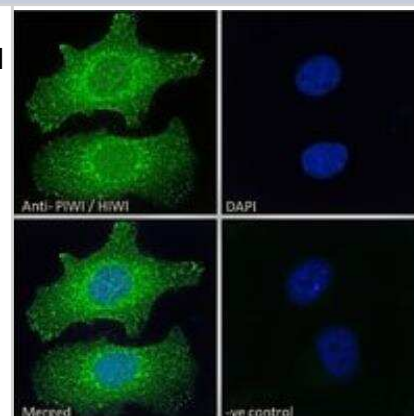
PIWIL1/HIWI Antibody

Product Information	
Unit Size	0.1 mg
Concentration	0.5 mg/ml
Storage	Store at -20C. Avoid freeze-thaw cycles.
Clonality	Polyclonal
Preservative	0.02% Sodium Azide
Isotype	IgG
Purity	Immunogen affinity purified
Buffer	Tris saline (20 mM Tris pH 7.3, 150 mM NaCl), 0.5% BSA
Product Description	
Host	Goat
Gene ID	9271
Gene Symbol	PIWIL1
Species	Human
Specificity/Sensitivity	This antibody is expected to recognise both reported isoforms (NP_004755.2; NP_001177900.1).
Immunogen	Peptide with sequence C-SNRKDKYDAIKKY corresponding to internal region according to NP_004755.2, NP_001177900.1.
Product Application Details	
Applications	Flow Cytometry, Immunocytochemistry/ Immunofluorescence, Immunohistochemistry, Immunohistochemistry-Paraffin, Peptide ELISA
Recommended Dilutions	Flow Cytometry 10 ug/mL, Immunohistochemistry 4 - 6 ug/mL, Immunocytochemistry/ Immunofluorescence 10 ug/mL, Immunohistochemistry-Paraffin 4 - 6 ug/mL, Peptide ELISA Detection limit 1:64000

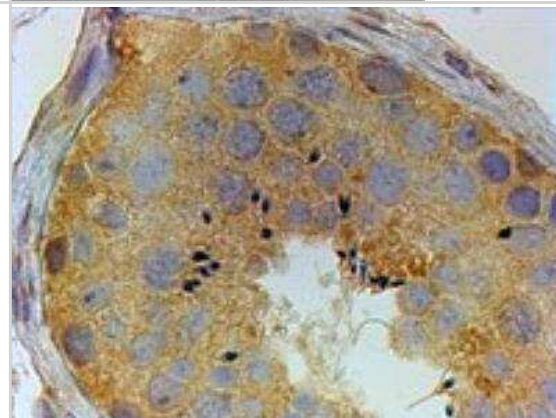


Images

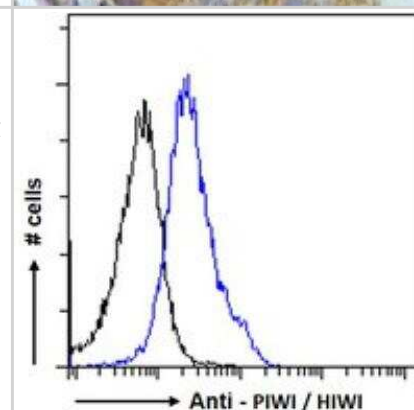
Immunocytochemistry/Immunofluorescence: PIWIL1/HIWI Antibody [NBP1-06062] - Immunofluorescence analysis of paraformaldehyde fixed HeLa cells, permeabilized with 0.15% Triton. Primary incubation 1hr (10 ug/mL) followed by Alexa Fluor 488 secondary antibody (2 ug/mL), showing nuclear and cytoplasmic staining. The nuclear stain is DAPI (blue). Negative control: Unimmunized goat IgG (10 ug/mL) followed by Alexa Fluor 488 secondary antibody (2 ug/mL).



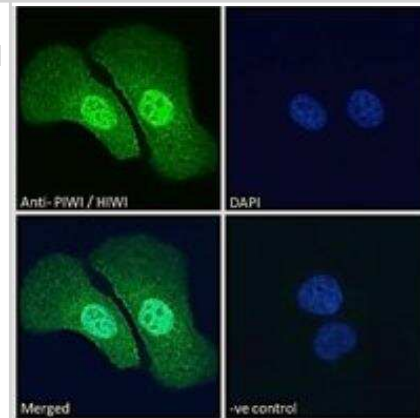
Immunohistochemistry-Paraffin: PIWIL1/HIWI Antibody [NBP1-06062] - Staining of paraffin embedded Human Testis. Antibody at 4 ug/mL. Steamed antigen retrieval with citrate buffer pH 6, HRP-staining.



Flow Cytometry: PIWIL1/HIWI Antibody [NBP1-06062] - Flow cytometric analysis of paraformaldehyde fixed HeLa cells (blue line), permeabilized with 0.5% Triton. Primary incubation 1hr (10 ug/mL) followed by Alexa Fluor 488 secondary antibody (1 ug/mL). IgG control: Unimmunized goat IgG (black line) followed by Alexa Fluor 488 secondary antibody.



Immunocytochemistry/Immunofluorescence: PIWIL1/HIWI Antibody [NBP1-06062] - Immunofluorescence analysis of paraformaldehyde fixed U2OS cells, permeabilized with 0.15% Triton. Primary incubation 1hr (10 ug/mL) followed by Alexa Fluor 488 secondary antibody (2 ug/mL), showing nuclear and cytoplasmic staining. The nuclear stain is DAPI (blue). Negative control: Unimmunized goat IgG (10 ug/mL) followed by Alexa Fluor 488 secondary antibody (2 ug/mL).



Publications

Szakmary A, Cox DN, Wang Z, Lin H. Regulatory Relationship among piwi, pumilio, and bag-of-marbles in Drosophila Germline Stem Cell Self-Renewal and Differentiation. Curr Biol 2005-01-26 [PMID: 15668175]



Novus Biologicals USA

10730 E. Briarwood Avenue
Centennial, CO 80112
USA
Phone: 303.730.1950
Toll Free: 1.888.506.6887
Fax: 303.730.1966
nb-customerservice@bio-techne.com

Bio-Techne Canada

21 Canmotor Ave
Toronto, ON M8Z 4E6
Canada
Phone: 905.827.6400
Toll Free: 855.668.8722
Fax: 905.827.6402
canada.inquires@bio-techne.com

Bio-Techne Ltd

19 Barton Lane
Abingdon Science Park
Abingdon, OX14 3NB, United Kingdom
Phone: (44) (0) 1235 529449
Free Phone: 0800 37 34 15
Fax: (44) (0) 1235 533420
info.EMEA@bio-techne.com

General Contact Information

www.novusbio.com
Technical Support: nb-technical@bio-techne.com
Orders: nb-customerservice@bio-techne.com
General: novus@novusbio.com

Products Related to NBP1-06062

HAF017	Rabbit anti-Goat IgG Secondary Antibody [HRP (Horseradish Peroxidase)]
HAF109	Donkey anti-Goat IgG Secondary Antibody [HRP (Horseradish Peroxidase)]
NB410-28088-1mg	Goat IgG Isotype Control
H00009271-Q01-10ug	Recombinant Human PIWIL1/HIWI GST (N-Term) Protein

Limitations

This product is for research use only and is not approved for use in humans or in clinical diagnosis. Primary Antibodies are guaranteed for 1 year from date of receipt.

For more information on our 100% guarantee, please visit www.novusbio.com/guarantee

Earn gift cards/discounts by submitting a review: www.novusbio.com/reviews/submit/NBP1-06062

Earn gift cards/discounts by submitting a publication using this product:
www.novusbio.com/publications



