

# Product Datasheet

## Ubiquitin Antibody (1B4-UB) - BSA Free NB600-776

Unit Size: 0.05 mg

Store at 4C short term. Aliquot and store at -20C long term. Avoid freeze-thaw cycles.

[www.novusbio.com](http://www.novusbio.com)



[technical@novusbio.com](mailto:technical@novusbio.com)

**Reviews: 1**

Protocols, Publications, Related Products, Reviews, Research Tools and Images at:  
[www.novusbio.com/NB600-776](http://www.novusbio.com/NB600-776)

Updated 2/21/2025 v.20.1

Earn rewards for product  
reviews and publications.

Submit a publication at [www.novusbio.com/publications](http://www.novusbio.com/publications)

Submit a review at [www.novusbio.com/reviews/destination/NB600-776](http://www.novusbio.com/reviews/destination/NB600-776)




**NB600-776**

Ubiquitin Antibody (1B4-UB) - BSA Free

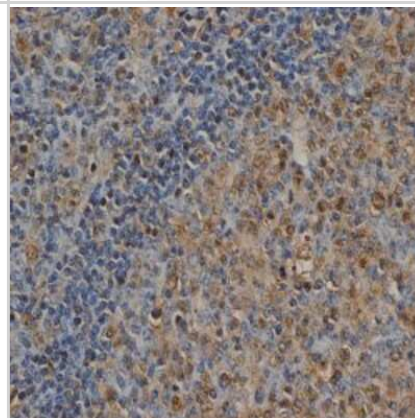
<b>Product Information</b>	
<b>Unit Size</b>	0.05 mg
<b>Concentration</b>	1.0 mg/ml
<b>Storage</b>	Store at 4C short term. Aliquot and store at -20C long term. Avoid freeze-thaw cycles.
<b>Clonality</b>	Monoclonal
<b>Clone</b>	1B4-UB
<b>Preservative</b>	0.09% Sodium Azide
<b>Isotype</b>	IgG1
<b>Purity</b>	Protein G purified
<b>Buffer</b>	PBS
<b>Product Description</b>	
<b>Host</b>	Mouse
<b>Gene ID</b>	6233
<b>Gene Symbol</b>	RPS27A
<b>Species</b>	Bovine
<b>Reactivity Notes</b>	Predicted cross-reactivities: Human
<b>Immunogen</b>	Ubiquitin from bovine erythrocytes conjugated to bovine gamma globulin
<b>Product Application Details</b>	
<b>Applications</b>	Western Blot, Simple Western, ELISA, Flow Cytometry, Immunohistochemistry, Immunohistochemistry-Frozen, Immunohistochemistry-Paraffin
<b>Recommended Dilutions</b>	Western Blot 1:100-1:1000, Simple Western, Flow Cytometry 1:10-1:50, ELISA 1:100-1:2000, Immunohistochemistry 1:10-1:500, Immunohistochemistry-Paraffin 1:500-1:1000, Immunohistochemistry-Frozen 1:500-1:1000
<b>Application Notes</b>	For Flow Cytometry: Membrane permeabilisation is required for this application. For IHC: This product does not require protein digestion pre-treatment of paraffin sections

**Images**

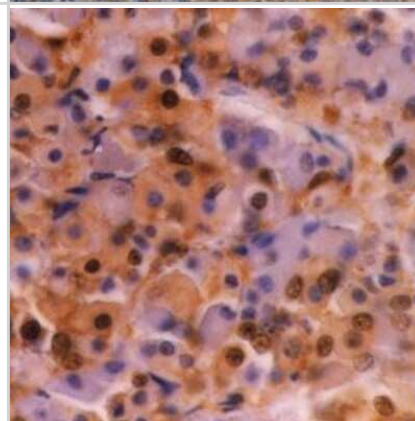
Western Blot: Ubiquitin Antibody (1B4-UB) [NB600-776] - GST-ubiquitin detected with Mouse anti-Ubiquitin.



Immunohistochemistry-Paraffin: Ubiquitin Antibody (1B4-UB) [NB600-776] - Staining of human tonsil.



Immunohistochemistry-Paraffin: Ubiquitin Antibody (1B4-UB) [NB600-776] - Human hypophysis.





### **Novus Biologicals USA**

10730 E. Briarwood Avenue  
Centennial, CO 80112  
USA  
Phone: 303.730.1950  
Toll Free: 1.888.506.6887  
Fax: 303.730.1966  
nb-customerservice@bio-techne.com

### **Bio-Techne Canada**

21 Canmotor Ave  
Toronto, ON M8Z 4E6  
Canada  
Phone: 905.827.6400  
Toll Free: 855.668.8722  
Fax: 905.827.6402  
canada.inquires@bio-techne.com

### **Bio-Techne Ltd**

19 Barton Lane  
Abingdon Science Park  
Abingdon, OX14 3NB, United Kingdom  
Phone: (44) (0) 1235 529449  
Free Phone: 0800 37 34 15  
Fax: (44) (0) 1235 533420  
info.EMEA@bio-techne.com

### **General Contact Information**

www.novusbio.com  
Technical Support: nb-technical@bio-techne.com  
Orders: nb-customerservice@bio-techne.com  
General: novus@novusbio.com

### **Products Related to NB600-776**

---

HAF007	Goat anti-Mouse IgG Secondary Antibody [HRP]
NB720-B	Rabbit anti-Mouse IgG (H+L) Secondary Antibody [Biotin]
NBP1-97005-0.5mg	Mouse IgG1 Isotype Control (MG1)
NBP2-58398PEP	Ubiquitin Recombinant Protein Antigen

---

### **Limitations**

This product is for research use only and is not approved for use in humans or in clinical diagnosis. Primary Antibodies are guaranteed for 1 year from date of receipt.

For more information on our 100% guarantee, please visit [www.novusbio.com/guarantee](http://www.novusbio.com/guarantee)

Earn gift cards/discounts by submitting a review: [www.novusbio.com/reviews/submit/NB600-776](http://www.novusbio.com/reviews/submit/NB600-776)

Earn gift cards/discounts by submitting a publication using this product:  
[www.novusbio.com/publications](http://www.novusbio.com/publications)

