

Product Datasheet

c-Myc Antibody (9E10) [FITC] NB600-302F

Unit Size: 0.1 ml

Store at 4C in the dark.

www.novusbio.com



technical@novusbio.com

Reviews: 1

Protocols, Publications, Related Products, Reviews, Research Tools and Images at:
www.novusbio.com/NB600-302F

Updated 10/23/2024 v.20.1

Earn rewards for product
reviews and publications.

Submit a publication at www.novusbio.com/publications

Submit a review at www.novusbio.com/reviews/destination/NB600-302F



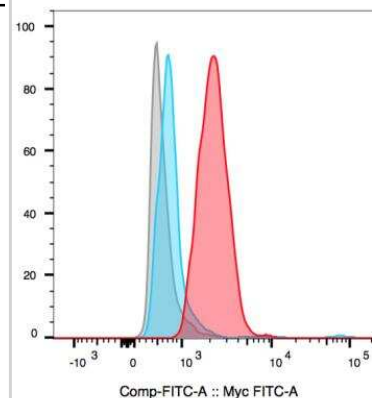
NB600-302F

c-Myc Antibody (9E10) [FITC]

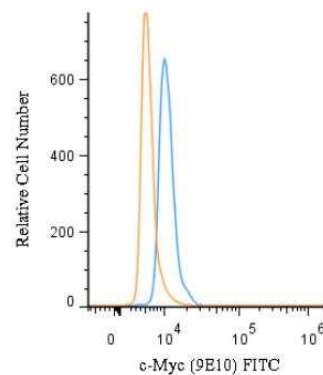
Product Information	
Unit Size	0.1 ml
Concentration	Please see the vial label for concentration. If unlisted please contact technical services.
Storage	Store at 4C in the dark.
Clonality	Monoclonal
Clone	9E10
Preservative	0.05% Sodium Azide
Isotype	IgG1 Kappa
Conjugate	FITC
Purity	Protein G purified
Buffer	PBS
Target Molecular Weight	48.8 kDa
Product Description	
Host	Mouse
Gene ID	4609
Gene Symbol	MYC
Species	Human, Mouse, Bovine, Drosophila
Specificity/Sensitivity	Specific for the c-myc protein in random coil configuration, not as a helix. 9E10 does not react with V-myc.
Immunogen	A synthetic peptide corresponding to amino acids 408-439 (AEEQKLISEEDLLRKRREQLKHKLEQLRNSCA) of human c-Myc Antibody (9E10). [UniProt# P01106]
Notes	This conjugate is made on demand. Actual recovery may vary from the stated volume of this product. The volume will be greater than or equal to the unit size stated on the datasheet.
Product Application Details	
Applications	Western Blot, Simple Western, ELISA, Flow Cytometry, Flow (Intracellular), Immunoblotting, Immunocytochemistry/ Immunofluorescence, Immunohistochemistry, Immunohistochemistry-Frozen, Immunohistochemistry-Paraffin, Immunoprecipitation, Proximity Ligation Assay, Sandwich ELISA, Chromatin Immunoprecipitation (ChIP)
Recommended Dilutions	Western Blot, Simple Western, Flow Cytometry, ELISA, Immunohistochemistry, Immunocytochemistry/ Immunofluorescence, Immunoprecipitation, Immunohistochemistry-Paraffin, Immunohistochemistry-Frozen, Immunoblotting, Proximity Ligation Assay, Sandwich ELISA, Flow (Intracellular), Chromatin Immunoprecipitation (ChIP)
Application Notes	Optimal dilution of this antibody should be experimentally determined.

Images

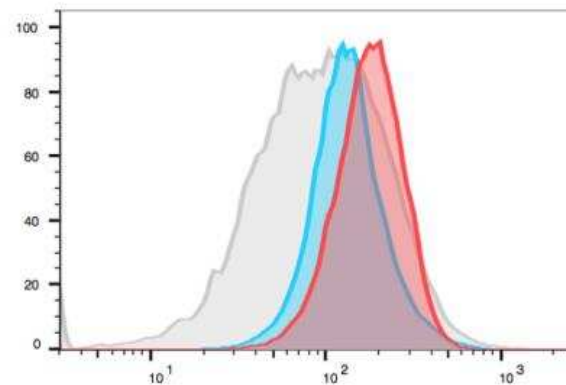
Flow Cytometry: c-Myc Antibody (9E10) [FITC] [NB600-302F] - Gray: WT B cell control. Blue: EuMyc un-transformed B cells. Red: EuMyc lymphoma. This image was submitted via customer review.



Flow (Intracellular): c-Myc Antibody (9E10) [FITC] [NB600-302F] - An intracellular stain was performed on U-937 cells with c-Myc Antibody (9E10) NB600-302F (blue) and a matched isotype control (orange). Cells were fixed with 4% PFA and then permeabilized with 0.1% saponin. Cells were incubated in an antibody dilution of 10 ug/mL for 30 minutes at room temperature. Both antibodies were conjugated to FITC.



Flow Cytometry: c-Myc Antibody (9E10) [FITC] [NB600-302F] - Gray: WT B cell control Blue: EuMyc un-transformed B cells Red: EuMyc lymphoma This Image was submitted by customer review.





Novus Biologicals USA

10730 E. Briarwood Avenue
Centennial, CO 80112
USA
Phone: 303.730.1950
Toll Free: 1.888.506.6887
Fax: 303.730.1966
nb-customerservice@bio-techne.com

Bio-Techne Canada

21 Canmotor Ave
Toronto, ON M8Z 4E6
Canada
Phone: 905.827.6400
Toll Free: 855.668.8722
Fax: 905.827.6402
canada.inquires@bio-techne.com

Bio-Techne Ltd

19 Barton Lane
Abingdon Science Park
Abingdon, OX14 3NB, United Kingdom
Phone: (44) (0) 1235 529449
Free Phone: 0800 37 34 15
Fax: (44) (0) 1235 533420
info.EMEA@bio-techne.com

General Contact Information

www.novusbio.com
Technical Support: nb-technical@bio-techne.com
Orders: nb-customerservice@bio-techne.com
General: novus@novusbio.com

Products Related to NB600-302F

NBP1-43319F	Mouse IgG1 Kappa Isotype Control (P3.6.2.8.1) [FITC]
NB600-302PE	c-Myc Antibody (9E10) [PE]
H00004609-P01-10ug	Recombinant Human c-Myc GST (N-Term) Protein
236-EG-200	EGF [Unconjugated]

Limitations

This product is for research use only and is not approved for use in humans or in clinical diagnosis. Primary Antibodies are guaranteed for 1 year from date of receipt.

For more information on our 100% guarantee, please visit www.novusbio.com/guarantee

Earn gift cards/discounts by submitting a review: www.novusbio.com/reviews/submit/NB600-302F

Earn gift cards/discounts by submitting a publication using this product:
www.novusbio.com/publications

