

Product Datasheet

ICAM-1/CD54 Antibody (1H4) [PE] NB500-582-100Tests

Unit Size: 100 Tests

Store at 4C in the dark.

www.novusbio.com



technical@novusbio.com

Protocols, Publications, Related Products, Reviews, Research Tools and Images at:
www.novusbio.com/NB500-582

Updated 10/23/2024 v.20.1

Earn rewards for product
reviews and publications.

Submit a publication at www.novusbio.com/publications

Submit a review at www.novusbio.com/reviews/destination/NB500-582



NB500-582-100Tests

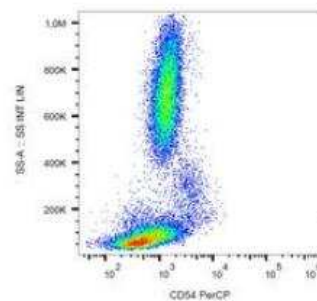
ICAM-1/CD54 Antibody (1H4) [PE]

Product Information	
Unit Size	100 Tests
Concentration	Please see the vial label for concentration. If unlisted please contact technical services.
Storage	Store at 4C in the dark.
Clonality	Monoclonal
Clone	1H4
Preservative	0.9% Sodium Azide
Isotype	IgG2b
Conjugate	PE
Purity	Size Exclusion Chromatography
Buffer	PBS and 0.2% (w/v) high grade BSA (protease free)
Target Molecular Weight	110 kDa
Product Description	
Host	Mouse
Gene ID	3383
Gene Symbol	ICAM1
Species	Human
Specificity/Sensitivity	This antibody (clone 1H4) reacts with CD54 (ICAM-1), a 85-110 kDa type I transmembrane glycoprotein (receptor for rhinovirus) expressed on activated endothelial cells, T lymphocytes, B lymphocytes, monocytes, macrophages, granulocytes and dendritic cells; the expression of CD54 is upregulated by activation.
Immunogen	Raji cells and spleen cells fused with NS1 cells.
Product Application Details	
Applications	Western Blot, Flow Cytometry, Immunohistochemistry, Immunohistochemistry-Frozen, Immunohistochemistry-Paraffin
Recommended Dilutions	Western Blot 1:100-1:2000, Flow Cytometry, Immunohistochemistry 1:10-1:500, Immunohistochemistry-Paraffin 1:10-1:500, Immunohistochemistry-Frozen 1:10-1:500
Application Notes	The reagent is designed for Flow Cytometry analysis of human blood cells using 20 ul reagent / 100 ul of whole blood or 10 ⁶ cells in a suspension.

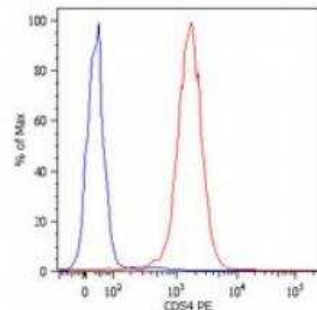


Images

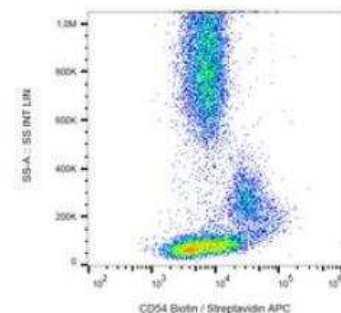
Flow Cytometry: ICAM-1/CD54 Antibody (1H4) [PE] [NB500-582] - Surface staining of human peripheral blood with anti-CD54 (1H4) PerCP.



Flow Cytometry: ICAM-1/CD54 Antibody (1H4) [PE] [NB500-582] - Surface staining of U937 human histiocytic lymphoma cell line with anti-human CD54 (1H4) PE. Total viable cells were used for analysis.



Flow Cytometry: ICAM-1/CD54 Antibody (1H4) [PE] [NB500-582] - Expression of CD54 in normal human peripheral blood, as detected with anti-CD54 (1H4) biotin.





Novus Biologicals USA

10730 E. Briarwood Avenue
Centennial, CO 80112
USA
Phone: 303.730.1950
Toll Free: 1.888.506.6887
Fax: 303.730.1966
nb-customerservice@bio-techne.com

Bio-Techne Canada

21 Canmotor Ave
Toronto, ON M8Z 4E6
Canada
Phone: 905.827.6400
Toll Free: 855.668.8722
Fax: 905.827.6402
canada.inquires@bio-techne.com

Bio-Techne Ltd

19 Barton Lane
Abingdon Science Park
Abingdon, OX14 3NB, United Kingdom
Phone: (44) (0) 1235 529449
Free Phone: 0800 37 34 15
Fax: (44) (0) 1235 533420
info.EMEA@bio-techne.com

General Contact Information

www.novusbio.com
Technical Support: nb-technical@bio-techne.com
Orders: nb-customerservice@bio-techne.com
General: novus@novusbio.com

Products Related to NB500-582-100Tests

NBP2-27231PE	Mouse IgG2b Isotype Control (MPC-11) [PE]
NB500-583-100Tests	ICAM-1/CD54 Antibody (1H4) [FITC]
NBP1-88700PEP	ICAM-1/CD54 Recombinant Protein Antigen
210-TA-005	TNF-alpha [Unconjugated]

Limitations

This product is for research use only and is not approved for use in humans or in clinical diagnosis. Primary Antibodies are guaranteed for 1 year from date of receipt.

For more information on our 100% guarantee, please visit www.novusbio.com/guarantee

Earn gift cards/discounts by submitting a review: www.novusbio.com/reviews/submit/NB500-582

Earn gift cards/discounts by submitting a publication using this product:
www.novusbio.com/publications

