

Product Datasheet

CD42b/GPIb alpha Antibody (HIP1) - BSA Free NB500-511

Unit Size: 0.1 mg

Store at 4C. Do not freeze.

www.novusbio.com



technical@novusbio.com

Publications: 2

Protocols, Publications, Related Products, Reviews, Research Tools and Images at:
www.novusbio.com/NB500-511

Updated 10/23/2024 v.20.1

Earn rewards for product
reviews and publications.

Submit a publication at www.novusbio.com/publications

Submit a review at www.novusbio.com/reviews/destination/NB500-511



NB500-511

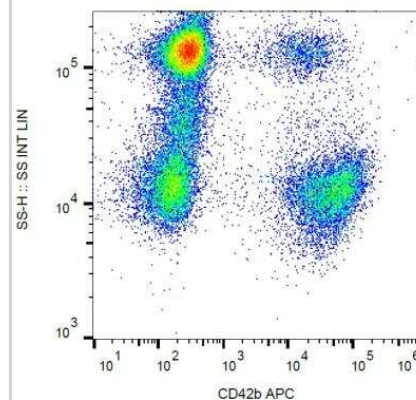
CD42b/GPIb alpha Antibody (HIP1) - BSA Free

Product Information	
Unit Size	0.1 mg
Concentration	1.0 mg/ml
Storage	Store at 4C. Do not freeze.
Clonality	Monoclonal
Clone	HIP1
Preservative	0.9% Sodium Azide
Isotype	IgG1
Purity	Protein A purified
Buffer	PBS (pH 7.4)
Target Molecular Weight	145 kDa
Product Description	
Host	Mouse
Gene ID	2811
Gene Symbol	GP1BA
Species	Human, Mouse, Primate
Reactivity Notes	Mouse reactivity reported in scientific literature (PMID: 31467123).
Specificity/Sensitivity	The antibody HIP1 reacts with CD42b (GPIb alpha), a 135-145 kDa membrane glycoprotein expressed on platelets and megakaryocytes. CD42b and CD42c (GPIb beta) are composed in a disulfide linked heterodimer (CD42b/c; 160 kDa); CD42b/c forms a noncovalent complex with CD42a and CD42d. HLDA IV; WS Code P 40
Immunogen	Peripheral blood mononuclear cells of a patient suffering with CLL.
Product Application Details	
Applications	Flow Cytometry, Immunohistochemistry, Immunohistochemistry-Frozen, CyTOF-ready
Recommended Dilutions	Flow Cytometry 1-4 ug/ml, Immunohistochemistry 1:10-1:500, Immunohistochemistry-Frozen 1:200, CyTOF-ready
Application Notes	Functional Application: The antibody HIP1 inhibits the ristocetin-dependent binding of von Willebrand Factor (vWF) to platelets and ristocetin-induced platelet agglutination. This antibody is CyTOF ready.

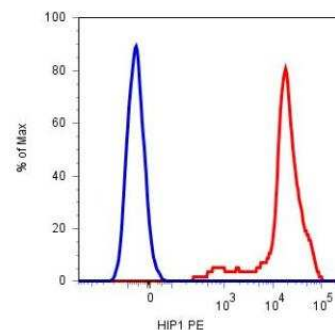


Images

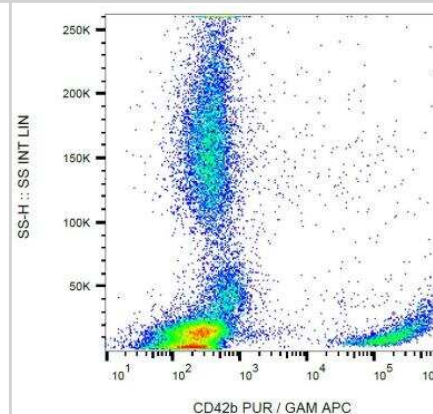
Flow Cytometry: CD42b/GPIb alpha Antibody (HIP1) [NB500-511] - Staining of human peripheral blood with anti-CD42b (HIP1) APC.



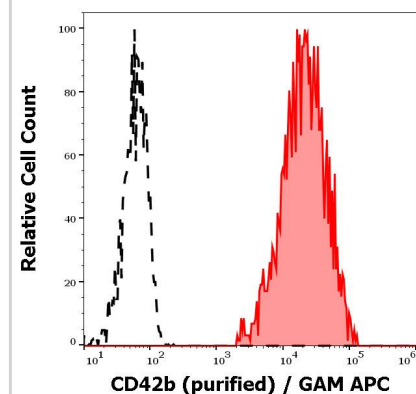
Flow Cytometry: CD42b/GPIb alpha Antibody (HIP1) [NB500-511] - Staining of human platelets with anti-CD42b (HIP1) PE.



Flow Cytometry: CD42b/GPIb alpha Antibody (HIP1) [NB500-511] - Staining of human peripheral blood with anti-CD42b (HIP1) purified / GAM-APC.



Surface staining pattern of human peripheral blood cells stained using anti-human CD42b (HIP1) purified antibody (concentration in sample 4 ug/ml) GAM APC.



Publications

Abe T, Uosaki H, Shibata H, et al. Fetal sheep support the development of hematopoietic cells in vivo from human induced pluripotent stem cells *Experimental hematology* 2021-01-01 [PMID: 33395577] (IF/IHC, Human)

Chimen M, Evryviadou A, Box CL et al. Appropriation of GPIbalph α from platelet-derived extracellular vesicles supports monocyte recruitment in systemic inflammation *Haematologica*. 2019-08-29 [PMID: 31467123] (Human, Mouse)

Details:

Citation used the Alexa Fluor 488 format of this antibody.





Novus Biologicals USA

10730 E. Briarwood Avenue
Centennial, CO 80112
USA
Phone: 303.730.1950
Toll Free: 1.888.506.6887
Fax: 303.730.1966
nb-customerservice@bio-techne.com

Bio-Techne Canada

21 Canmotor Ave
Toronto, ON M8Z 4E6
Canada
Phone: 905.827.6400
Toll Free: 855.668.8722
Fax: 905.827.6402
canada.inquires@bio-techne.com

Bio-Techne Ltd

19 Barton Lane
Abingdon Science Park
Abingdon, OX14 3NB, United Kingdom
Phone: (44) (0) 1235 529449
Free Phone: 0800 37 34 15
Fax: (44) (0) 1235 533420
info.EMEA@bio-techne.com

General Contact Information

www.novusbio.com
Technical Support: nb-technical@bio-techne.com
Orders: nb-customerservice@bio-techne.com
General: novus@novusbio.com

Products Related to NB500-511

HAF007	Goat anti-Mouse IgG Secondary Antibody [HRP]
NB720-B	Rabbit anti-Mouse IgG (H+L) Secondary Antibody [Biotin]
NBP1-97005-0.5mg	Mouse IgG1 Isotype Control (MG1)
NB500-511AF488	CD42b/GPIb alpha Antibody (HIP1) [Alexa Fluor® 488]

Limitations

This product is for research use only and is not approved for use in humans or in clinical diagnosis. Primary Antibodies are guaranteed for 1 year from date of receipt.

For more information on our 100% guarantee, please visit www.novusbio.com/guarantee

Earn gift cards/discounts by submitting a review: www.novusbio.com/reviews/submit/NB500-511

Earn gift cards/discounts by submitting a publication using this product:
www.novusbio.com/publications

