

Product Datasheet

MAP1 Antibody - BSA Free NB500-227

Unit Size: 0.1 mg

Store at 4C short term. Aliquot and store at -20C long term. Avoid freeze-thaw cycles.

www.novusbio.com



technical@novusbio.com

Publications: 1


Protocols, Publications, Related Products, Reviews, Research Tools and Images at:
www.novusbio.com/NB500-227

Updated 10/23/2024 v.20.1

Earn rewards for product
reviews and publications.

Submit a publication at www.novusbio.com/publications

Submit a review at www.novusbio.com/reviews/destination/NB500-227



NB500-227

MAP1 Antibody - BSA Free

Product Information	
Unit Size	0.1 mg
Concentration	1 mg/ml
Storage	Store at 4C short term. Aliquot and store at -20C long term. Avoid freeze-thaw cycles.
Clonality	Polyclonal
Preservative	0.02% Sodium Azide
Isotype	IgG
Purity	Immunogen affinity purified
Buffer	PBS


Product Description	
Host	Rabbit
Gene ID	64112
Gene Symbol	MOAP1
Species	Human
Reactivity Notes	Human.
Specificity/Sensitivity	Reacts with residues 337-351 of the human 39 kDa MAP-1 protein.
Immunogen	residues 337-351 of the human 39 kDa MAP-1 protein.

Product Application Details	
Applications	Western Blot
Recommended Dilutions	Western Blot 1:500 -1:1000
Application Notes	Western blot. The investigator should determine the optimal dilution for a specific application such as immunohistochemistry.

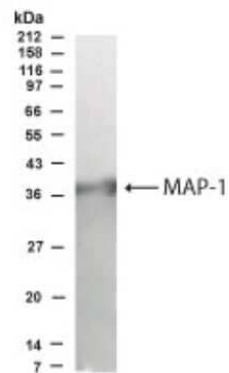


Images

Western Blot: MAP1 Antibody [NB500-227] - WB detection of human MAP1 / MOAP1 in 293T cells with MAP1 polyclonal antibody (NB500-227) at a dilution of 1 : 250



Western Blot: MAP1 Antibody [NB500-227] - Western blot analysis of human MAP1 in 293T cells using NB500-227 at 1:250 dilution.



Publications

Vos, MD et al. The RASSF1A Tumor Suppressor Activates Bax via MOPA-1. JBC 281(8): 4557-4563. 2006-01-01 [PMID: 16344548] (WB, Human)



Novus Biologicals USA

10730 E. Briarwood Avenue
Centennial, CO 80112
USA
Phone: 303.730.1950
Toll Free: 1.888.506.6887
Fax: 303.730.1966
nb-customerservice@bio-techne.com

Bio-Techne Canada

21 Canmotor Ave
Toronto, ON M8Z 4E6
Canada
Phone: 905.827.6400
Toll Free: 855.668.8722
Fax: 905.827.6402
canada.inquires@bio-techne.com

Bio-Techne Ltd

19 Barton Lane
Abingdon Science Park
Abingdon, OX14 3NB, United Kingdom
Phone: (44) (0) 1235 529449
Free Phone: 0800 37 34 15
Fax: (44) (0) 1235 533420
info.EMEA@bio-techne.com

General Contact Information

www.novusbio.com
Technical Support: nb-technical@bio-techne.com
Orders: nb-customerservice@bio-techne.com
General: novus@novusbio.com

Products Related to NB500-227

HAF008	Goat anti-Rabbit IgG Secondary Antibody [HRP]
NB7160	Goat anti-Rabbit IgG (H+L) Secondary Antibody [HRP]
NBP2-24891	Rabbit IgG Isotype Control
NBP2-23249	Recombinant Human MAP1 His Protein

Limitations

This product is for research use only and is not approved for use in humans or in clinical diagnosis. Primary Antibodies are guaranteed for 1 year from date of receipt.

For more information on our 100% guarantee, please visit www.novusbio.com/guarantee

Earn gift cards/discounts by submitting a review: www.novusbio.com/reviews/submit/NB500-227

Earn gift cards/discounts by submitting a publication using this product:
www.novusbio.com/publications

