

# Product Datasheet

## UbcH7/UBE2L3 Antibody NB300-841

Unit Size: 0.1 mg

Store at -20C. Avoid freeze-thaw cycles.

[www.novusbio.com](http://www.novusbio.com)



[technical@novusbio.com](mailto:technical@novusbio.com)

Protocols, Publications, Related Products, Reviews, Research Tools and Images at:  
[www.novusbio.com/NB300-841](http://www.novusbio.com/NB300-841)

Updated 10/23/2024 v.20.1

Earn rewards for product  
reviews and publications.

Submit a publication at [www.novusbio.com/publications](http://www.novusbio.com/publications)

Submit a review at [www.novusbio.com/reviews/destination/NB300-841](http://www.novusbio.com/reviews/destination/NB300-841)



**NB300-841**

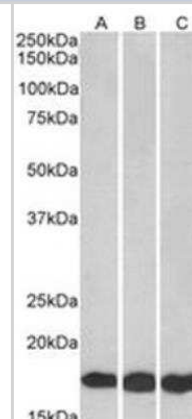
UbcH7/UBE2L3 Antibody

Product Information	
Unit Size	0.1 mg
Concentration	0.5 mg/ml
Storage	Store at -20C. Avoid freeze-thaw cycles.
Clonality	Polyclonal
Preservative	0.02% Sodium Azide
Isotype	IgG
Purity	Immunogen affinity purified
Buffer	Tris saline (20 mM Tris pH 7.3, 150 mM NaCl), 0.5% BSA
Target Molecular Weight	17.9 kDa
Product Description	
Host	Goat
Gene ID	7332
Gene Symbol	UBE2L3
Species	Human, Mouse, Rat, Porcine
Immunogen	Peptide with sequence C-EFTKKYGEKRPVD corresponding to C-Terminus according to NP_003338.1.
Product Application Details	
Applications	Western Blot, Peptide ELISA
Recommended Dilutions	Western Blot 1 - 3 ug/ml, Peptide ELISA Detection limit 1:128000
Application Notes	WB: Approx. 18 kDa band observed in HeLa, HEK293, HepG2, and Jurkat lysates, in human, mouse, and rat heart, skeletal muscle, and testis lysates, and in porcine heart lysate (calculated MW of 17.9 kDa band according to human NP_003338.1 and mouse NP_033482.1).




## Images


Western Blot: UbchH7/UBE2L3 Antibody [NB300-841] - Analysis of HEK293 (A), HepG2 (B) and Jurkat (C) lysates (35ug protein in RIPA buffer).



Western Blot: UbchH7/UBE2L3 Antibody [NB300-841] - Analysis of Hela lysate (RIPA buffer, 35ug total protein per lane).



Western Blot: UbchH7/UBE2L3 Antibody [NB300-841] - Analysis of Human (A), Mouse (B), Rat (C) and Pig (D) Heart lysate (35ug protein in RIPA buffer).



Western Blot: UbchH7/UBE2L3 Antibody [NB300-841] - Analysis of Human (A), Mouse (B) and Rat (C) Skeletal Muscle lysates (35ug protein in RIPA buffer).





### **Novus Biologicals USA**

10730 E. Briarwood Avenue  
Centennial, CO 80112  
USA  
Phone: 303.730.1950  
Toll Free: 1.888.506.6887  
Fax: 303.730.1966  
nb-customerservice@bio-techne.com

### **Bio-Techne Canada**

21 Canmotor Ave  
Toronto, ON M8Z 4E6  
Canada  
Phone: 905.827.6400  
Toll Free: 855.668.8722  
Fax: 905.827.6402  
canada.inquires@bio-techne.com

### **Bio-Techne Ltd**

19 Barton Lane  
Abingdon Science Park  
Abingdon, OX14 3NB, United Kingdom  
Phone: (44) (0) 1235 529449  
Free Phone: 0800 37 34 15  
Fax: (44) (0) 1235 533420  
info.EMEA@bio-techne.com

### **General Contact Information**

[www.novusbio.com](http://www.novusbio.com)  
Technical Support: nb-technical@bio-techne.com  
Orders: nb-customerservice@bio-techne.com  
General: novus@novusbio.com

### **Products Related to NB300-841**

NBL1-17537	Ubch7/UBE2L3 Overexpression Lysate
HAF017	Rabbit anti-Goat IgG Secondary Antibody [HRP (Horseradish Peroxidase)]
HAF109	Donkey anti-Goat IgG Secondary Antibody [HRP (Horseradish Peroxidase)]
NB410-28088-1mg	Goat IgG Isotype Control

### **Limitations**

This product is for research use only and is not approved for use in humans or in clinical diagnosis. Primary Antibodies are guaranteed for 1 year from date of receipt.

For more information on our 100% guarantee, please visit [www.novusbio.com/guarantee](http://www.novusbio.com/guarantee)

Earn gift cards/discounts by submitting a review: [www.novusbio.com/reviews/submit/NB300-841](http://www.novusbio.com/reviews/submit/NB300-841)

Earn gift cards/discounts by submitting a publication using this product:  
[www.novusbio.com/publications](http://www.novusbio.com/publications)



