

Product Datasheet

ER alpha/NR3A1 Antibody (33) NB300-560

Unit Size: 100ug

Store at -20C. Avoid freeze-thaw cycles.

www.novusbio.com



technical@novusbio.com

Reviews: 1 **Publications: 10**

Protocols, Publications, Related Products, Reviews, Research Tools and Images at:
www.novusbio.com/NB300-560

Updated 10/23/2024 v.20.1

Earn rewards for product
reviews and publications.

Submit a publication at www.novusbio.com/publications

Submit a review at www.novusbio.com/reviews/destination/NB300-560



NB300-560

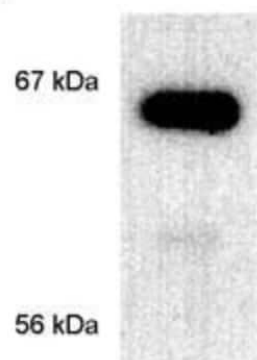
ER alpha/NR3A1 Antibody (33)

Product Information	
Unit Size	100ug
Concentration	1 mg/ml
Storage	Store at -20C. Avoid freeze-thaw cycles.
Clonality	Monoclonal
Clone	33
Preservative	0.05% Sodium Azide
Isotype	IgG1
Purity	Protein G purified
Buffer	Dulbecco's PBS with 1 mg/ml BSA
Target Molecular Weight	67 kDa
Product Description	
Description	**For Western blot QC, 50 ug bovine liver was analyzed. Blocking was in 5% milk in PBST for 1 hour. NB300-560 diluted to 1ug/ml was incubated with blocking buffer for 1 hour RT. Three x 8 minute washes were performed, then secondary antibody added, repeat washes, then ECL reagents used. Film exposure determined positive signal.
Host	Mouse
Gene ID	2099
Gene Symbol	ESR1
Species	Human, Mouse, Rat, Avian, Bovine, Gerbil, Primate
Reactivity Notes	Gerbil reactivity reported in scientific literature (PMID: 31753310).
Specificity/Sensitivity	Detects both the steroid occupied and unoccupied forms of the estrogen receptor (ER) alpha. This does not cross react with ER beta, androgen receptor, progesterone receptor, or glucocorticoid receptor.
Immunogen	Synthetic peptide corresponding to the residues E(247) V G M M K G G I R K D R R G(261) of the ER alpha DNA binding domain.
Product Application Details	
Applications	Western Blot, Immunohistochemistry, Immunohistochemistry-Frozen, Immunohistochemistry-Paraffin, Immunofluorescence
Recommended Dilutions	Western Blot 4 ug/ml, Immunohistochemistry 1:20 - 1:100, Immunohistochemistry-Paraffin 1:10-1:500, Immunohistochemistry-Frozen 1:10-1:500, Immunofluorescence 10 ug/ml
Application Notes	Blocking usage was reported in scientific literature (PMID: 2360217).

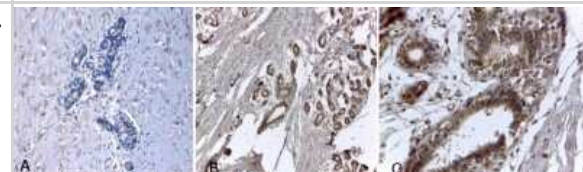


Images

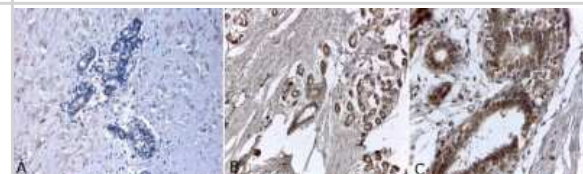
Western Blot: ER alpha/NR3A1 Antibody (33) [NB300-560] - Analysis of recombinant ER alpha.

Fig. 1

Immunohistochemistry-Paraffin: ER alpha/NR3A1 Antibody (33) [NB300-560] - Human breast tissue (B) and magnified section (C) compared with an isotype control (A).



Immunohistochemistry-Frozen: ER alpha/NR3A1 Antibody (33) [NB300-560] - Human breast carcinoma (B) and magnified section (C) compared with an isotype control (A).



Publications

Sun Y, Wang H, Wang W et al. Glutamatergic and GABAergic neurons in the preoptic area of the hypothalamus play key roles in menopausal hot flashes *Frontiers in Aging Neuroscience* 2022-10-14 [PMID: 36313017]

Palma GBH, Kaur M miRNA-128 and miRNA-223 regulate cholesterol-mediated drug resistance in breast cancer *IUBMB life* 2023-04-18 [PMID: 37070323] (WB, Human)

Abbas M, Alqaisi K, Disi A, Hameed N Chrysin increased progesterone and LH levels, estrous phase duration and altered uterine histology without affecting aromatase expression in rat ovary *Journal of Functional Foods* 2022-02-01 (IHC-P, Rat)

Yao J, Ma Y, Zhou S et al. Metformin Prevents Follicular Atresia in Aging Laying Chickens through Activation of PI3K/AKT and Calcium Signaling Pathways *Oxidative Medicine and Cellular Longevity* 2020-11-26 [PMID: 33294120] (WB)

Briski KP, Ali MH, Napit PR Sex-Specific Acclimation of A2 Noradrenergic Neuron Dopamine-Beta-Hydroxylase and Estrogen Receptor Variant Protein and 5'-AMP-Activated Protein Kinase Reactivity to Recurring Hypoglycemia in Rat *J. Chem. Neuroanat.* 2020-06-26 [PMID: 32599255] (WB, Rat)

Details:

Sprague-Dawley rats

Alshamrani AA, Bheemanapally K, Ibrahim MMH, Briski KP Impact of caudal hindbrain glycogen metabolism on A2 noradrenergic neuron AMPK activation and ventromedial hypothalamic nucleus norepinephrine activity and glucoregulatory neurotransmitter marker protein expression *Neuropeptides* 2020-05-16 [PMID: 32451071] (WB, Rat)

Leonel ECR, Campos SGP, Guerra LHA et al. Impact of perinatal bisphenol A and 17 beta estradiol exposure: Comparing hormone receptor response *Ecotoxicol. Environ. Saf.* 2019-11-18 [PMID: 31753310] (IF/IHC, Gerbil)

Uddin MM, Mahmood ASMH, Ibrahim MMH, Briski KP Sex-Dimorphic Estrogen Receptor Regulation of Ventromedial Hypothalamic Nucleus Glucoregulatory Neuron Adrenergic Receptor Expression in Hypoglycemic Male and Female Rats *Brain Res.* 2019-06-29 [PMID: 31265816] (WB, Rat)

Fang Z, Yi Y, Shi G et al. Role of Brf1 interaction with ERα, and significance of its overexpression, in human breast cancer. *Mol Oncol.* 2017-10-03 [PMID: 28972307] (Human)

Traish AM, Ettinger R, Kim N et al. Development and characterization of monoclonal antibodies to a specific domain of human estrogen receptor. *Steroids.* 1990-05-01 [PMID: 2360217]



Novus Biologicals USA

10730 E. Briarwood Avenue
Centennial, CO 80112
USA
Phone: 303.730.1950
Toll Free: 1.888.506.6887
Fax: 303.730.1966
nb-customerservice@bio-techne.com

Bio-Techne Canada

21 Canmotor Ave
Toronto, ON M8Z 4E6
Canada
Phone: 905.827.6400
Toll Free: 855.668.8722
Fax: 905.827.6402
canada.inquires@bio-techne.com

Bio-Techne Ltd

19 Barton Lane
Abingdon Science Park
Abingdon, OX14 3NB, United Kingdom
Phone: (44) (0) 1235 529449
Free Phone: 0800 37 34 15
Fax: (44) (0) 1235 533420
info.EMEA@bio-techne.com

General Contact Information

www.novusbio.com
Technical Support: nb-technical@bio-techne.com
Orders: nb-customerservice@bio-techne.com
General: novus@novusbio.com

Products Related to NB300-560

HAF007	Goat anti-Mouse IgG Secondary Antibody [HRP]
NB720-B	Rabbit anti-Mouse IgG (H+L) Secondary Antibody [Biotin]
NBP1-97005-0.5mg	Mouse IgG1 Isotype Control (MG1)
H00002099-Q01-10ug	Recombinant Human ER alpha/NR3A1 GST (N-Term) Protein

Limitations

This product is for research use only and is not approved for use in humans or in clinical diagnosis. Primary Antibodies are guaranteed for 1 year from date of receipt.

For more information on our 100% guarantee, please visit www.novusbio.com/guarantee

Earn gift cards/discounts by submitting a review: www.novusbio.com/reviews/submit/NB300-560

Earn gift cards/discounts by submitting a publication using this product:
www.novusbio.com/publications

