

Product Datasheet

QKI/Quaking Antibody - BSA Free NB300-240

Unit Size: 100 ul

Store at 4C. Do not freeze.

www.novusbio.com



technical@novusbio.com

Publications: 2

Protocols, Publications, Related Products, Reviews, Research Tools and Images at:
www.novusbio.com/NB300-240

Updated 2/21/2025 v.20.1

Earn rewards for product
reviews and publications.

Submit a publication at www.novusbio.com/publications

Submit a review at www.novusbio.com/reviews/destination/NB300-240



NB300-240

QKI/Quaking Antibody - BSA Free

Product Information	
Unit Size	100 ul
Concentration	1.0 mg/ml
Storage	Store at 4C. Do not freeze.
Clonality	Polyclonal
Preservative	0.09% Sodium Azide
Isotype	IgG
Purity	Immunogen affinity purified
Buffer	Tris-Citrate/Phosphate (pH 7.0 - 8.0)

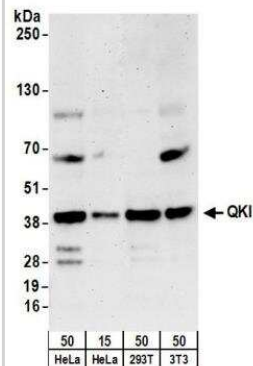
Product Description	
Host	Rabbit
Gene ID	9444
Gene Symbol	QKI
Species	Human, Mouse
Immunogen	The immunogen this antibody was made to, maps to the C-terminus of isoform 5 of human quaking homolog according to entry AAH19917.1 (GeneID 9444). The epitope is not found in isoforms 1, 2, 3, 4, 6, 7 or 7B according to TrEMBL entries Q9P0Y1, Q9P0Y0, Q9P0X6, Q9P0X8, Q96PU7, Q969L9 and Q96PU6, respectively.

Product Application Details	
Applications	Western Blot, Immunohistochemistry, Immunohistochemistry-Paraffin, Immunoprecipitation
Recommended Dilutions	Western Blot 1:5000-1:25000, Immunohistochemistry 1:10-1:500, Immunoprecipitation 2 - 10 mcg/mg, Immunohistochemistry-Paraffin 1:500-1:2000
Application Notes	By Western Blot, this antibody recognizes a protein ~38 kDa, representing QKI. Immunoprecipitation was reported in scientific literature. Epitope retrieval with Tris-EDTA pH9.0 is recommended for FFPE tissue sections.

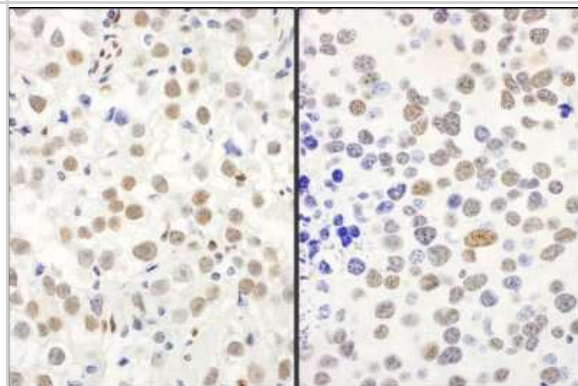


Images

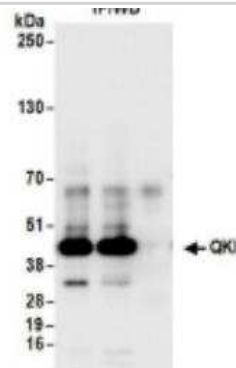
Western Blot: QKI/Quaking Antibody [NB300-240] - Detection of Human and Mouse QKI by Western Blot. Samples: Whole cell lysate from HeLa (15 and 50 ug), 293T (50ug), and mouse NIH3T3 (50ug) cells. Antibodies: Affinity purified rabbit anti-QKI antibody NB300-240 used for WB at 0.04 ug/ml. Detection: Chemiluminescence with an exposure time of 3 minutes.



Immunohistochemistry: QKI/Quaking Antibody [NB300-240] - Sample: FFPE sections of human testicular seminoma (left) and mouse renal cell carcinoma (right). Antibody: Affinity purified rabbit anti-QKI used at a dilution of 1:1,000 (1ug/ml). Detection: DAB



Immunoprecipitation: QKI/Quaking Antibody [NB300-240] - Whole cell lysate (1 mg for IP; 20% of IP loaded) from HeLa cells. antibodies: Affinity purified rabbit anti-QKI antibody used for IP at 6 ug/mg lysate. QKI was also immunoprecipitated by a prior lot of this antibody. For blotting immunoprecipitated QKI, was used at 1 ug/ml. Detection: Chemiluminescence with an exposure time of 10 seconds.



Publications

Novikov L, Park JW, Chen H et al. QKI-mediated alternative splicing of the histone variant MacroH2A1 regulates cancer cell proliferation. *Mol Cell Biol* 2011-10-01 [PMID: 21844227]

Barry G, Briggs JA, Vanichkina DP et al. The long non-coding RNA Gomafu is acutely regulated in response to neuronal activation and involved in schizophrenia-associated alternative splicing. *Mol Psychiatry* 2013-04-30 [PMID: 23628989] (IP, Human)



Novus Biologicals USA

10730 E. Briarwood Avenue
Centennial, CO 80112
USA
Phone: 303.730.1950
Toll Free: 1.888.506.6887
Fax: 303.730.1966
nb-customerservice@bio-techne.com

Bio-Techne Canada

21 Canmotor Ave
Toronto, ON M8Z 4E6
Canada
Phone: 905.827.6400
Toll Free: 855.668.8722
Fax: 905.827.6402
canada.inquires@bio-techne.com

Bio-Techne Ltd

19 Barton Lane
Abingdon Science Park
Abingdon, OX14 3NB, United Kingdom
Phone: (44) (0) 1235 529449
Free Phone: 0800 37 34 15
Fax: (44) (0) 1235 533420
info.EMEA@bio-techne.com

General Contact Information

www.novusbio.com
Technical Support: nb-technical@bio-techne.com
Orders: nb-customerservice@bio-techne.com
General: novus@novusbio.com

Products Related to NB300-240

NB800-PC9	HeLa Nuclear Cell Lysate
HAF008	Goat anti-Rabbit IgG Secondary Antibody [HRP]
NB7160	Goat anti-Rabbit IgG (H+L) Secondary Antibody [HRP]
NBP2-24891	Rabbit IgG Isotype Control

Limitations

This product is for research use only and is not approved for use in humans or in clinical diagnosis. Primary Antibodies are guaranteed for 1 year from date of receipt.

For more information on our 100% guarantee, please visit www.novusbio.com/guarantee

Earn gift cards/discounts by submitting a review: www.novusbio.com/reviews/submit/NB300-240

Earn gift cards/discounts by submitting a publication using this product:
www.novusbio.com/publications

