

Product Datasheet

Twist-1 Antibody - BSA Free

NB120-49254

Unit Size: 100 ul

Store at 4C short term. Aliquot and store at -20C long term. Avoid freeze-thaw cycles.

www.novusbio.com



technical@novusbio.com

Publications: 2

Protocols, Publications, Related Products, Reviews, Research Tools and Images at:
www.novusbio.com/NB120-49254

Updated 2/21/2025 v.20.1

Earn rewards for product
reviews and publications.

Submit a publication at www.novusbio.com/publications

Submit a review at www.novusbio.com/reviews/destination/NB120-49254



NB120-49254

Twist-1 Antibody - BSA Free

Product Information

Unit Size	100 ul
Concentration	1 mg/ml
Storage	Store at 4C short term. Aliquot and store at -20C long term. Avoid freeze-thaw cycles.
Clonality	Polyclonal
Preservative	0.09% Sodium Azide
Isotype	IgG
Purity	Protein A purified
Buffer	PBS, 2% Sucrose
Target Molecular Weight	21 kDa

Product Description

Description	The addition of 50% glycerol is optional for those storing this antibody at -20C and not aliquoting smaller units. However, please note that glycerol may interrupt some downstream antibody applications and should be added with caution.
Host	Rabbit
Gene ID	7291
Gene Symbol	TWIST1
Species	Human, Rat
Reactivity Notes	Rat reactivity reported in scientific literature (PMID: 26825317).
Immunogen	The immunogen is a synthetic peptide directed towards the C terminal region of human Twist-1. Peptide Sequence DKLSKIQTLKLAARYIDFLYQVLQSDELDSKMASCSYVAHERLSYAFSVW. The peptide sequence for this immunogen was taken from within the described region.

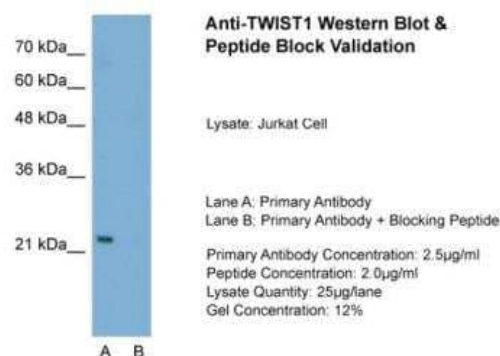
Product Application Details

Applications	Western Blot, Immunohistochemistry, Immunohistochemistry-Paraffin
Recommended Dilutions	Western Blot 1.0 ug/ml, Immunohistochemistry 1:10-1:500, Immunohistochemistry-Paraffin 1:10-1:500

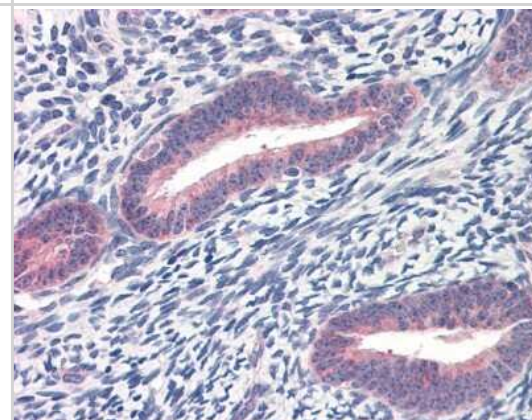


Images

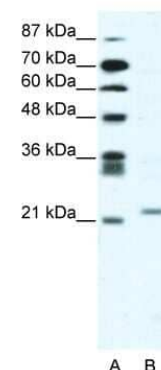
Western Blot: Twist-1 Antibody [NB120-49254] - Sample Tissue: Jurkat,
Lane A: Primary Antibody, Lane B: Primary Antibody + Blocking Peptide,
Primary Antibody Concentration: 2.5ug/mL, Peptide Concentration:
2.0ug/mL, Lysate Quantity: 25ug/lane, Gel Concentration: 12%



Immunohistochemistry-Paraffin: Twist-1 Antibody [NB120-49254] -
Human Uterus Tissue, 4-8ug/ml.



Western Blot: Twist-1 Antibody [NB120-49254] - Jurkat cell lysate,
Antibody Titration: 2.5ug/ml



Publications

Farhat B, Bordeu I, Jagla B, Ibrahim S et Al. Understanding the cell fate and behavior of progenitors at the origin of the mouse cardiac mitral valve Dev Cell 2024-01-10 [PMID: 38198889]

Jin X, Ren S, Macarak E, Rosenbloom J et al. Pathobiological mechanisms of peritoneal adhesions: The mesenchymal transition of rat peritoneal mesothelial cells induced by TGF-beta1 and IL-6 requires activation of Erk1/2 and Smad2 linker region phosphorylation Matrix Biol. 2016-01-26 [PMID: 26825317] (WB, Rat)



Novus Biologicals USA

10730 E. Briarwood Avenue
Centennial, CO 80112
USA
Phone: 303.730.1950
Toll Free: 1.888.506.6887
Fax: 303.730.1966
nb-customerservice@bio-techne.com

Bio-Techne Canada

21 Canmotor Ave
Toronto, ON M8Z 4E6
Canada
Phone: 905.827.6400
Toll Free: 855.668.8722
Fax: 905.827.6402
canada.inquires@bio-techne.com

Bio-Techne Ltd

19 Barton Lane
Abingdon Science Park
Abingdon, OX14 3NB, United Kingdom
Phone: (44) (0) 1235 529449
Free Phone: 0800 37 34 15
Fax: (44) (0) 1235 533420
info.EMEA@bio-techne.com

General Contact Information

www.novusbio.com
Technical Support: nb-technical@bio-techne.com
Orders: nb-customerservice@bio-techne.com
General: novus@novusbio.com

Products Related to NB120-49254

NB800-PC2	Jurkat Whole Cell Lysate
HAF008	Goat anti-Rabbit IgG Secondary Antibody [HRP]
NB7160	Goat anti-Rabbit IgG (H+L) Secondary Antibody [HRP]
NBP2-24891	Rabbit IgG Isotype Control

Limitations

This product is for research use only and is not approved for use in humans or in clinical diagnosis. Primary Antibodies are guaranteed for 1 year from date of receipt.

For more information on our 100% guarantee, please visit www.novusbio.com/guarantee

Earn gift cards/discounts by submitting a review: www.novusbio.com/reviews/submit/NB120-49254

Earn gift cards/discounts by submitting a publication using this product:
www.novusbio.com/publications

