

Product Datasheet

NT-proBNP Antibody (24E11cc) - BSA Free NB120-13123

Unit Size: 0.5 mg

Store at 4C. Do not freeze.

www.novusbio.com



technical@novusbio.com

Protocols, Publications, Related Products, Reviews, Research Tools and Images at:
www.novusbio.com/NB120-13123

Updated 2/21/2025 v.20.1

Earn rewards for product
reviews and publications.

Submit a publication at www.novusbio.com/publications

Submit a review at www.novusbio.com/reviews/destination/NB120-13123



NB120-13123

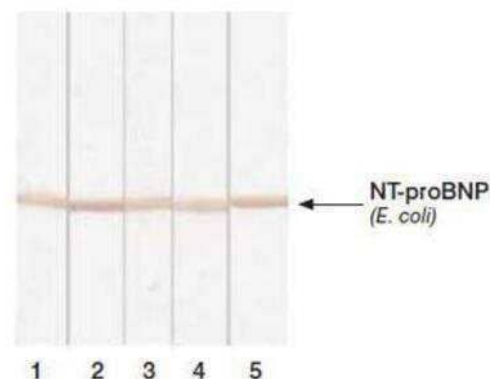
NT-proBNP Antibody (24E11cc) - BSA Free

Product Information	
Unit Size	0.5 mg
Concentration	Concentrations vary lot to lot. See vial label for concentration. If unlisted please contact technical services.
Storage	Store at 4C. Do not freeze.
Clonality	Monoclonal
Clone	24E11cc
Preservative	0.09% Sodium Azide
Isotype	IgG2a
Purity	Protein A purified
Buffer	PBS (pH 7.4)
Product Description	
Host	Mouse
Gene ID	4879
Gene Symbol	NPPB
Species	Human
Specificity/Sensitivity	Human NT-proBNP and proBNP
Immunogen	Hybridoma clone has been derived from hybridization of Sp2/0 myeloma cells with spleen cells of Balb/c mice immunized with synthetic NT-proBNP, corresponding to a.a.r. 61-76, conjugated with carrier protein.
Product Application Details	
Applications	Western Blot, Sandwich ELISA
Recommended Dilutions	Western Blot 1:100-1:2000, Sandwich ELISA 1:100-1:2000

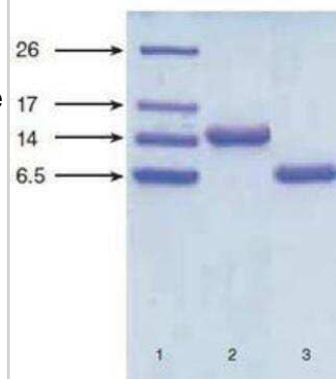


Images

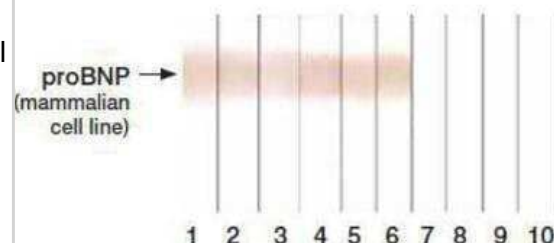
Western Blot: NT-proBNP Antibody (24E11) [NB120-13123] - Detection of human recombinant NT-proBNP expressed in *E. coli* in Western blotting by different monoclonal antibodies after Tricine- SDS gel electrophoresis. Lanes: 1 - MAb 5B61-12; 2 - 15F1113-24; 3 - 11D131-39; 4 - 15D748-56; 5 - 24E1167-76. Antigen: recombinant NT-proBNP expressed in *E. coli*, 2.5 ug/well.



Western Blot: NT-proBNP Antibody (24E11) [NB120-13123] - Tricine-SDS-PAGE in reducing conditions of recombinant NT-proBNP and proBNP expressed in *E. coli*. Lane 1: low molecular weight standards. Lane 2: proBNP, 3 ug Lane 3: NT-proBNP, 3 ug Gel staining: Coomassie brilliant blue R-250.



Western Blot: NT-proBNP Antibody (24E11) [NB120-13123] - Detection of human recombinant proBNP expressed in mammalian cells in Western blotting by different monoclonal antibodies after Tricine-SDS gel electrophoresis. Antigen: recombinant proBNP expressed in mammalian cells 0.15 ug/line. MAbs 7, 8, 9 and 10 do not recognize glycosylated proBNP expressed in the mammalian cell line.





Novus Biologicals USA

10730 E. Briarwood Avenue
Centennial, CO 80112
USA
Phone: 303.730.1950
Toll Free: 1.888.506.6887
Fax: 303.730.1966
nb-customerservice@bio-techne.com

Bio-Techne Canada

21 Canmotor Ave
Toronto, ON M8Z 4E6
Canada
Phone: 905.827.6400
Toll Free: 855.668.8722
Fax: 905.827.6402
canada.inquires@bio-techne.com

Bio-Techne Ltd

19 Barton Lane
Abingdon Science Park
Abingdon, OX14 3NB, United Kingdom
Phone: (44) (0) 1235 529449
Free Phone: 0800 37 34 15
Fax: (44) (0) 1235 533420
info.EMEA@bio-techne.com

General Contact Information

www.novusbio.com
Technical Support: nb-technical@bio-techne.com
Orders: nb-customerservice@bio-techne.com
General: novus@novusbio.com

Products Related to NB120-13123

HAF007	Goat anti-Mouse IgG Secondary Antibody [HRP]
NB720-B	Rabbit anti-Mouse IgG (H+L) Secondary Antibody [Biotin]
NBP1-96778	Mouse IgG2a Isotype Control (M2A)
NBP2-61321-1mg	Recombinant Human NT-proBNP Protein

Limitations

This product is for research use only and is not approved for use in humans or in clinical diagnosis. Primary Antibodies are guaranteed for 1 year from date of receipt.

For more information on our 100% guarantee, please visit www.novusbio.com/guarantee

Earn gift cards/discounts by submitting a review: www.novusbio.com/reviews/submit/NB120-13123

Earn gift cards/discounts by submitting a publication using this product:
www.novusbio.com/publications

