

# Product Datasheet

## DHX38 Antibody - BSA Free NB110-40582

Unit Size: 100 ul

Store at 4C. Do not freeze.

[www.novusbio.com](http://www.novusbio.com)



[technical@novusbio.com](mailto:technical@novusbio.com)

Protocols, Publications, Related Products, Reviews, Research Tools and Images at:  
[www.novusbio.com/NB110-40582](http://www.novusbio.com/NB110-40582)

Updated 9/9/2025 v.20.1

Earn rewards for product  
reviews and publications.

Submit a publication at [www.novusbio.com/publications](http://www.novusbio.com/publications)

Submit a review at [www.novusbio.com/reviews/destination/NB110-40582](http://www.novusbio.com/reviews/destination/NB110-40582)



**NB110-40582**

DHX38 Antibody - BSA Free

| Product Information |                                       |
|---------------------|---------------------------------------|
| Unit Size           | 100 ul                                |
| Concentration       | 1.0 mg/ml                             |
| Storage             | Store at 4C. Do not freeze.           |
| Clonality           | Polyclonal                            |
| Preservative        | 0.09% Sodium Azide                    |
| Isotype             | IgG                                   |
| Purity              | Immunogen affinity purified           |
| Buffer              | Tris-Citrate/Phosphate (pH 7.0 - 8.0) |

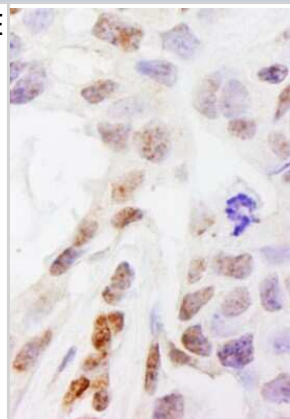
| Product Description |   |
|---------------------|---|
| Description         | Novus Biologicals Rabbit DHX38 Antibody - BSA Free (NB110-40582) is a polyclonal antibody validated for use in IHC and IP. All Novus Biologicals antibodies are covered by our 100% guarantee.        |
| Host                | Rabbit  |
| Gene ID             | 9785  |
| Gene Symbol         | DHX38   |
| Species             | Human   |
| Immunogen           | The immunogen recognized by this antibody maps to a region between residue 1150 and 1200 of human DEAH (Asp-Glu-Ala-His) Box Protein 38 using the numbering given in entry NP_054722.2 (GeneID 9785). |

| Product Application Details |  |
|-----------------------------|--|
| Applications                | Immunohistochemistry-Paraffin, Immunohistochemistry, Immunoprecipitation, Western Blot (Negative)  |
| Recommended Dilutions       | Immunohistochemistry 1:500-1:2000, Immunoprecipitation 2-5 ug/mg lysate, Immunohistochemistry-Paraffin 1:10-1:500, Western Blot (Negative) |
| Application Notes           | Epitope retrieval with citrate buffer pH6.0 is recommended for FFPE tissue sections.   |



## Images

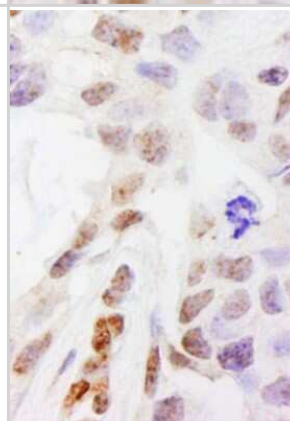
Immunohistochemistry: DHX38 Antibody [NB110-40582] - Sample: FFPE section of human breast carcinoma. Antibody: Affinity purified rabbit anti-DHX38 used at a dilution of 1:1,000 ( 1ug/ml). Detection: DAB



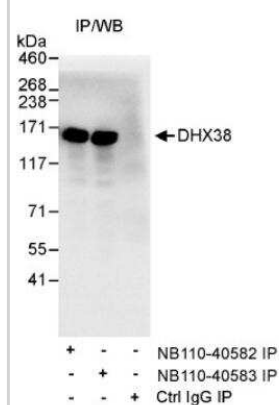
Immunohistochemistry-Paraffin: DHX38 Antibody [NB110-40582] - FFPE section of human breast carcinoma. Affinity purified rabbit anti-DHX38 used at a dilution of 1:250.



Immunohistochemistry-Paraffin: DHX38 Antibody [NB110-40582] - Human breast carcinoma. Antibody used at a dilution of 1:1000 (1ug/ml).



Immunoprecipitation: DHX38 Antibody [NB110-40582] - Whole cell lysate (1 mg for IP, 20% of IP loaded) from HeLa cells. NB110-40582 used for IP at 3 mcg/mg lysate. DHX38 was also immunoprecipitated by NB110-40583, which recognizes a downstream epitope.





### **Novus Biologicals USA**

10730 E. Briarwood Avenue  
Centennial, CO 80112  
USA  
Phone: 303.730.1950  
Toll Free: 1.888.506.6887  
Fax: 303.730.1966  
nb-customerservice@bio-techne.com

### **Bio-Techne Canada**

21 Canmotor Ave  
Toronto, ON M8Z 4E6  
Canada  
Phone: 905.827.6400  
Toll Free: 855.668.8722  
Fax: 905.827.6402  
canada.inquires@bio-techne.com

### **Bio-Techne Ltd**

19 Barton Lane  
Abingdon Science Park  
Abingdon, OX14 3NB, United Kingdom  
Phone: (44) (0) 1235 529449  
Free Phone: 0800 37 34 15  
Fax: (44) (0) 1235 533420  
info.EMEA@bio-techne.com

### **General Contact Information**

www.novusbio.com  
Technical Support: nb-technical@bio-techne.com  
Orders: nb-customerservice@bio-techne.com  
General: novus@novusbio.com

### **Products Related to NB110-40582**

---

|             |   |
|-------------|---|
| NBP2-33376H | Blue Marker Antibody (6F4-F6) [HRP]                 |
| HAF008      | Goat anti-Rabbit IgG Secondary Antibody [HRP]       |
| NB7160      | Goat anti-Rabbit IgG (H+L) Secondary Antibody [HRP] |
| NBP2-24891  | Rabbit IgG Isotype Control                          |

---

### **Limitations**

This product is for research use only and is not approved for use in humans or in clinical diagnosis. Primary Antibodies are guaranteed for 1 year from date of receipt.

For more information on our 100% guarantee, please visit [www.novusbio.com/guarantee](http://www.novusbio.com/guarantee)

Earn gift cards/discounts by submitting a review: [www.novusbio.com/reviews/submit/NB110-40582](http://www.novusbio.com/reviews/submit/NB110-40582)

Earn gift cards/discounts by submitting a publication using this product:  
[www.novusbio.com/publications](http://www.novusbio.com/publications)

