

Product Datasheet

USP10 Antibody NB110-40545

Unit Size: 0.1 ml

Store at 4C. Do not freeze.

www.novusbio.com



technical@novusbio.com

Publications: 2

Protocols, Publications, Related Products, Reviews, Research Tools and Images at:
www.novusbio.com/NB110-40545

Updated 10/23/2024 v.20.1

Earn rewards for product
reviews and publications.

Submit a publication at www.novusbio.com/publications

Submit a review at www.novusbio.com/reviews/destination/NB110-40545



NB110-40545

USP10 Antibody

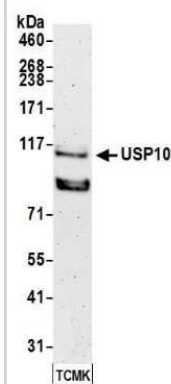
Product Information	
Unit Size	0.1 ml
Concentration	0.2 mg/ml
Storage	Store at 4C. Do not freeze.
Clonality	Polyclonal
Preservative	0.09% Sodium Azide
Isotype	IgG
Purity	Immunogen affinity purified
Buffer	TBS and 0.1% BSA

Product Description	
Host	Rabbit
Gene ID	9100
Gene Symbol	USP10
Species	Human, Mouse
Immunogen	The immunogen recognized by this antibody maps to a region between residue 50 and 100 of human Ubiquitin Specific Peptidase 10 using the numbering given in entry NP_005144.1 (GeneID 9100).

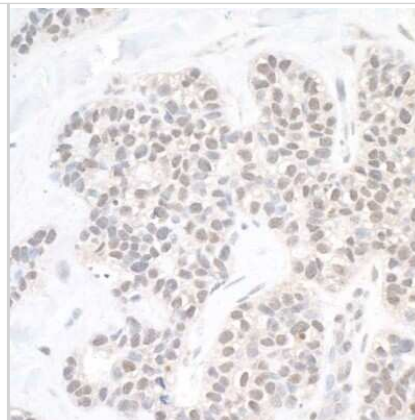
Product Application Details	
Applications	Western Blot, Immunohistochemistry, Immunohistochemistry-Paraffin, Immunoprecipitation
Recommended Dilutions	Western Blot, Immunohistochemistry 1:100, Immunoprecipitation 2-5 ug/mg lysate, Immunohistochemistry-Paraffin

Images

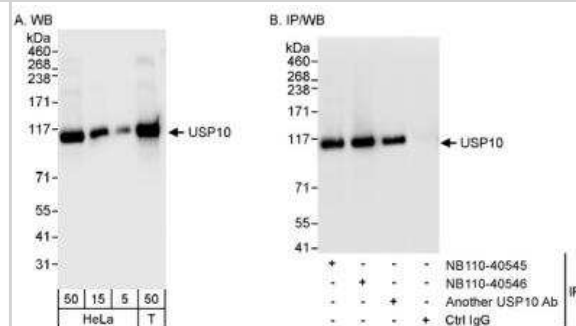
Western Blot: USP10 Antibody [NB110-40545] - Detection of mouse USP10 by western blot. Samples: Whole cell lysate (50 µg) from TCMK-1 cells prepared using NETN lysis buffer. Antibody: Affinity purified rabbit anti-USP10 antibody NB110-40545 used for WB at 0.1 µg/ml. Detection: Chemiluminescence with an exposure time of 3 minutes.



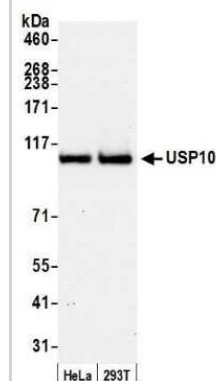
Immunohistochemistry-Paraffin: USP10 Antibody [NB110-40545] - Detection of human USP10 by immunohistochemistry. Sample: FFPE section of human breast carcinoma. Antibody: Affinity purified rabbit anti-USP10 (NB110-40545). Detection: DAB



Western Blot: USP10 Antibody [NB110-40545] - Detection of Human USP10 on HeLa whole cell lysate using NB110-40545. USP10 was also immunoprecipitated by another rabbit anti-USP10 antibody and NB110-40546.



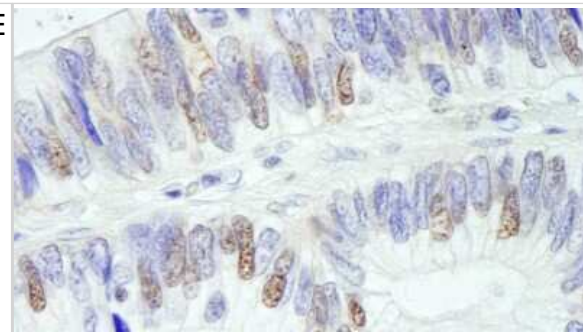
Western Blot: USP10 Antibody [NB110-40545] - Detection of human USP10 by western blot. Samples: Whole cell lysate (50 μ g) from HeLa and HEK293T cells prepared using NETN lysis buffer. Antibody: Affinity purified rabbit anti-USP10 antibody NB110-40545 used for WB at 0.1 μ g/ml. Detection: Chemiluminescence with an exposure time of 30 seconds.



Immunohistochemistry-Paraffin: USP10 Antibody [NB110-40545] - FFPE section of human lung adenocarcinoma. Affinity purified rabbit anti-USP10 used at a dilution of 1:100.



Immunohistochemistry: USP10 Antibody [NB110-40545] - Sample: FFPE section of human colon carcinoma. Antibody: Affinity purified rabbit anti-USP10 used at a dilution of 1:1,000 (0.2ug/ml). Detection: DAB



Publications

Koeppen K, Chapline C, Sato JD et al. Nedd4-2 Does Not Regulate wt-CFTR in Human Airway Epithelial Cells. *Am J Physiol Lung Cell Mol Physiol* 2012-08-23 [PMID: 22904170]

Simpson-Holley M, Kedersha N, Dower K et al. Formation of antiviral cytoplasmic granules during orthopoxvirus infection. *J Virol* 2011-02-01 [PMID: 21147913]



Novus Biologicals USA

10730 E. Briarwood Avenue
Centennial, CO 80112
USA
Phone: 303.730.1950
Toll Free: 1.888.506.6887
Fax: 303.730.1966
nb-customerservice@bio-techne.com

Bio-Techne Canada

21 Canmotor Ave
Toronto, ON M8Z 4E6
Canada
Phone: 905.827.6400
Toll Free: 855.668.8722
Fax: 905.827.6402
canada.inquires@bio-techne.com

Bio-Techne Ltd

19 Barton Lane
Abingdon Science Park
Abingdon, OX14 3NB, United Kingdom
Phone: (44) (0) 1235 529449
Free Phone: 0800 37 34 15
Fax: (44) (0) 1235 533420
info.EMEA@bio-techne.com

General Contact Information

www.novusbio.com
Technical Support: nb-technical@bio-techne.com
Orders: nb-customerservice@bio-techne.com
General: novus@novusbio.com

Products Related to NB110-40545

NBL1-17643	USP10 Overexpression Lysate
HAF008	Goat anti-Rabbit IgG Secondary Antibody [HRP]
NB7160	Goat anti-Rabbit IgG (H+L) Secondary Antibody [HRP]
NBP2-24891	Rabbit IgG Isotype Control

Limitations

This product is for research use only and is not approved for use in humans or in clinical diagnosis. Primary Antibodies are guaranteed for 1 year from date of receipt.

For more information on our 100% guarantee, please visit www.novusbio.com/guarantee

Earn gift cards/discounts by submitting a review: www.novusbio.com/reviews/submit/NB110-40545

Earn gift cards/discounts by submitting a publication using this product:
www.novusbio.com/publications

