

# Product Datasheet

## BDNF Antibody - Azide and BSA Free NB100-98683

Unit Size: 0.5 mg

Store at 4C short term. Aliquot and store at -20C long term. Avoid freeze-thaw cycles.

[www.novusbio.com](http://www.novusbio.com)



[technical@novusbio.com](mailto:technical@novusbio.com)

### Publications: 1

Protocols, Publications, Related Products, Reviews, Research Tools and Images at:  
[www.novusbio.com/NB100-98683](http://www.novusbio.com/NB100-98683)

Updated 10/23/2024 v.20.1

Earn rewards for product  
reviews and publications.

Submit a publication at [www.novusbio.com/publications](http://www.novusbio.com/publications)

Submit a review at [www.novusbio.com/reviews/destination/NB100-98683](http://www.novusbio.com/reviews/destination/NB100-98683)



**NB100-98683**

BDNF Antibody - Azide and BSA Free

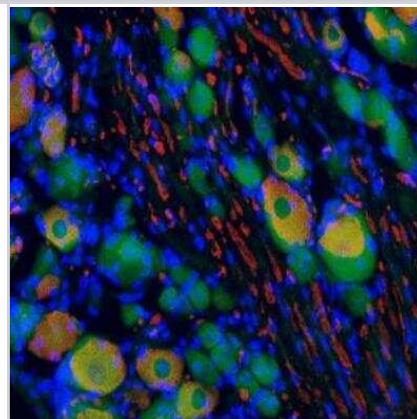
Product Information	
Unit Size	0.5 mg
Concentration	LYOPH mg/ml
Storage	Store at 4C short term. Aliquot and store at -20C long term. Avoid freeze-thaw cycles.
Clonality	Polyclonal
Preservative	No Preservative
Reconstitution Instructions	Reconstitute 0.5 mg size in 0.5 ml of sterile water. Centrifuge to remove any insoluble material. Glycerol may be added (1:1) for additional stability. Please note the 0.1 mg size is provided in reconstituted format.
Isotype	IgG
Purity	Ammonium sulfate precipitation
Buffer	Lyophilized from PBS

Product Description	
Host	Rabbit
Gene ID	627
Gene Symbol	BDNF
Species	Human, Mouse, Rat
Reactivity Notes	The peptide is homologous in many other species including Zebrafish and Xenopus.
Specificity/Sensitivity	mature BDNF.
Immunogen	A synthetic peptide from n-terminal region of human mature BDNF conjugated to blue carrier protein was used as the antigen. The peptide is homologous in many other species including rat, mouse, zebra fish and xenopus.

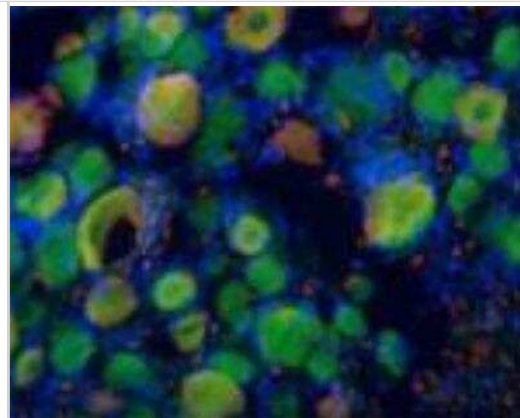
Product Application Details	
Applications	Western Blot, Immunohistochemistry, Immunohistochemistry-Paraffin
Recommended Dilutions	Western Blot 10-50 ug/ml, Immunohistochemistry 10-50 ug/ml, Immunohistochemistry-Paraffin 10-50 ug/ml

**Images**

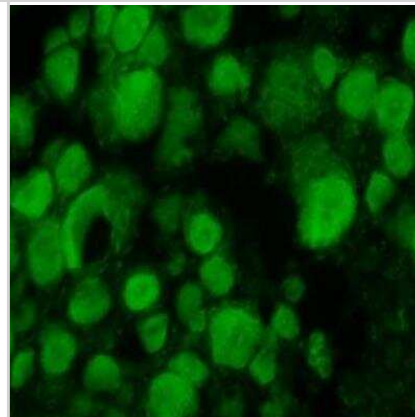
Immunohistochemistry: BDNF Antibody [NB100-98683] - Rat DRG at 40 ug/ml concentration using Rabbit antibody to mature BDNF (BDNF, Brain-derived neurotrophic factor, Abrianeurin): IgG, sheep antibody to neurofilament (in green), DAPI counterstained appearing in blue.



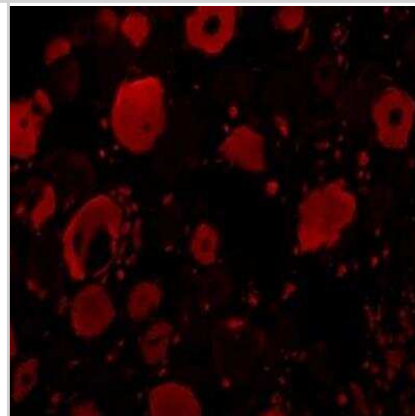
Immunohistochemistry: BDNF Antibody [NB100-98683] - Rat DRG at 40 ug/ml concentration using Rabbit antibody to mature BDNF (BDNF, Brain-derived neurotrophic factor, Abrineurin): IgG , sheep antibody to neurofilament, DAPI counterstained.



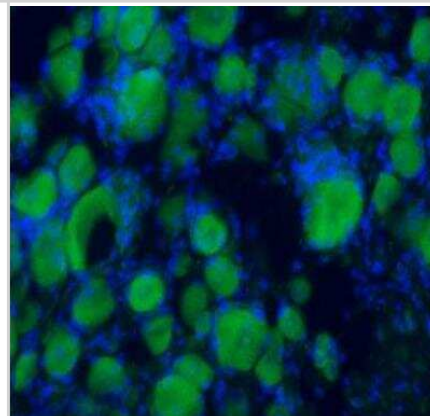
Immunohistochemistry: BDNF Antibody [NB100-98683] - Rat DRG at 40 ug/ml concentration using Rabbit antibody to mature BDNF (BDNF, Brain-derived neurotrophic factor, Abrineurin): IgG



Immunohistochemistry: BDNF Antibody [NB100-98683] - Rat DRG using sheep antibody to neurofilament



Immunohistochemistry: BDNF Antibody [NB100-98683] - Rat RG at 40 ug/ml concentration using Rabbit antibody to mature BDNF (BDNF, Brain-derived neurotrophic factor, Abrineurin): IgG and DAPI counterstained



## Publications

Lin JB, Lin NL, Li X, Kang MQ Antagonist of Chrna1 prevents the pathogenesis of primary focal hyperhidrosis Annals of clinical and translational neurology 2022-04-08 [PMID: 35393764] (ELISA)



### **Novus Biologicals USA**

10730 E. Briarwood Avenue  
Centennial, CO 80112  
USA  
Phone: 303.730.1950  
Toll Free: 1.888.506.6887  
Fax: 303.730.1966  
nb-customerservice@bio-techne.com

### **Bio-Techne Canada**

21 Canmotor Ave  
Toronto, ON M8Z 4E6  
Canada  
Phone: 905.827.6400  
Toll Free: 855.668.8722  
Fax: 905.827.6402  
canada.inquires@bio-techne.com

### **Bio-Techne Ltd**

19 Barton Lane  
Abingdon Science Park  
Abingdon, OX14 3NB, United Kingdom  
Phone: (44) (0) 1235 529449  
Free Phone: 0800 37 34 15  
Fax: (44) (0) 1235 533420  
info.EMEA@bio-techne.com

### **General Contact Information**

www.novusbio.com  
Technical Support: nb-technical@bio-techne.com  
Orders: nb-customerservice@bio-techne.com  
General: novus@novusbio.com

### **Products Related to NB100-98683**

---

NBL1-07961	BDNF Overexpression Lysate
HAF008	Goat anti-Rabbit IgG Secondary Antibody [HRP]
NB7160	Goat anti-Rabbit IgG (H+L) Secondary Antibody [HRP]
NBP2-24891	Rabbit IgG Isotype Control

---

### **Limitations**

This product is for research use only and is not approved for use in humans or in clinical diagnosis. Primary Antibodies are guaranteed for 1 year from date of receipt.

For more information on our 100% guarantee, please visit [www.novusbio.com/guarantee](http://www.novusbio.com/guarantee)

Earn gift cards/discounts by submitting a review: [www.novusbio.com/reviews/submit/NB100-98683](http://www.novusbio.com/reviews/submit/NB100-98683)

Earn gift cards/discounts by submitting a publication using this product:  
[www.novusbio.com/publications](http://www.novusbio.com/publications)

