

# Product Datasheet

## Aspartate Aminotransferase Antibody NB100-93403

Unit Size: 0.1 mg

Store at -20C. Avoid freeze-thaw cycles.

[www.novusbio.com](http://www.novusbio.com)



[technical@novusbio.com](mailto:technical@novusbio.com)

### Publications: 1

Protocols, Publications, Related Products, Reviews, Research Tools and Images at:  
[www.novusbio.com/NB100-93403](http://www.novusbio.com/NB100-93403)

Updated 10/23/2024 v.20.1

Earn rewards for product  
reviews and publications.

Submit a publication at [www.novusbio.com/publications](http://www.novusbio.com/publications)

Submit a review at [www.novusbio.com/reviews/destination/NB100-93403](http://www.novusbio.com/reviews/destination/NB100-93403)

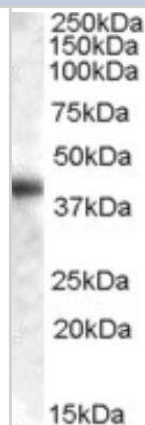


**NB100-93403****Aspartate Aminotransferase Antibody**

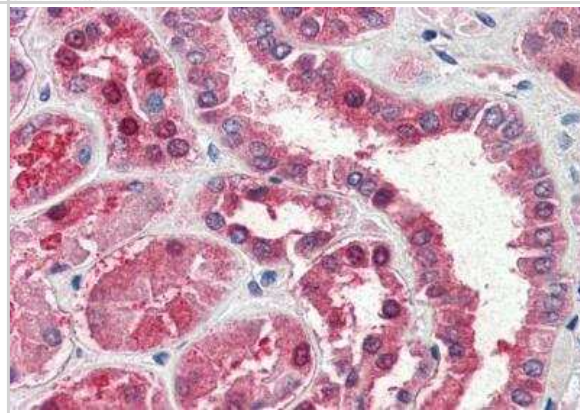
<b>Product Information</b>	
<b>Unit Size</b>	0.1 mg
<b>Concentration</b>	0.5 mg/ml
<b>Storage</b>	Store at -20C. Avoid freeze-thaw cycles.
<b>Clonality</b>	Polyclonal
<b>Preservative</b>	0.02% Sodium Azide
<b>Isotype</b>	IgG
<b>Purity</b>	Immunogen affinity purified
<b>Buffer</b>	Tris saline (20 mM Tris pH 7.3, 150 mM NaCl), 0.5% BSA
<b>Product Description</b>	
<b>Host</b>	Goat
<b>Gene ID</b>	2805
<b>Gene Symbol</b>	GOT1
<b>Species</b>	Human
<b>Immunogen</b>	Peptide with sequence C-RSYRYWDAEKR corresponding to internal region according to NP_002070.1.
<b>Product Application Details</b>	
<b>Applications</b>	Western Blot, Immunohistochemistry, Immunohistochemistry-Paraffin, Peptide ELISA
<b>Recommended Dilutions</b>	Western Blot 0.01 - 1 ug/ml, Immunohistochemistry 2 - 5 ug/ml, Immunohistochemistry-Paraffin 2 - 5 ug/ml, Peptide ELISA Detection limit 1:4000
<b>Application Notes</b>	WB: Approx 40 kDa band observed in human brain (cerebellum), Liver and skeletal muscle lysates (calculated MW of 46.2 kDa according to NP_002070.1). The observed molecular weight corresponds to earlier findings in literature with different antibodies (PMID: 2185471). IHC: Human heart shows strong staining of the capillary network between the myocardial fibres in transverse section.

## Images

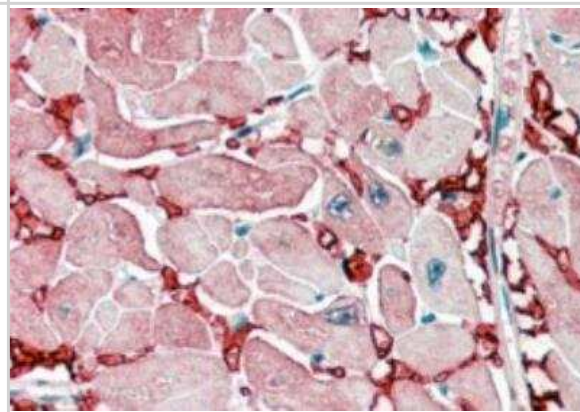
Western Blot: Aspartate Aminotransferase Antibody [NB100-93403] - Staining of human liver lysate (35 ug protein in RIPA buffer). Primary incubation was 1 hour. Detected by chemiluminescence.



Immunohistochemistry-Paraffin: Aspartate Aminotransferase Antibody [NB100-93403] - Staining of human kidney. Steamed antigen retrieval with citrate buffer pH 6, AP-staining.



Immunohistochemistry-Paraffin: Aspartate Aminotransferase Antibody [NB100-93403] - Staining of human heart. Steamed antigen retrieval with citrate buffer pH 6, AP-staining.



## Publications

Teichberg VI. From the liver to the brain across the blood-brain barrier. Proc Natl Acad Sci U S A 2007-05-01 [PMID: 17463093]



### **Novus Biologicals USA**

10730 E. Briarwood Avenue  
Centennial, CO 80112  
USA  
Phone: 303.730.1950  
Toll Free: 1.888.506.6887  
Fax: 303.730.1966  
nb-customerservice@bio-techne.com

### **Bio-Techne Canada**

21 Canmotor Ave  
Toronto, ON M8Z 4E6  
Canada  
Phone: 905.827.6400  
Toll Free: 855.668.8722  
Fax: 905.827.6402  
canada.inquires@bio-techne.com

### **Bio-Techne Ltd**

19 Barton Lane  
Abingdon Science Park  
Abingdon, OX14 3NB, United Kingdom  
Phone: (44) (0) 1235 529449  
Free Phone: 0800 37 34 15  
Fax: (44) (0) 1235 533420  
info.EMEA@bio-techne.com

### **General Contact Information**

www.novusbio.com  
Technical Support: nb-technical@bio-techne.com  
Orders: nb-customerservice@bio-techne.com  
General: novus@novusbio.com

### **Products Related to NB100-93403**

NBL1-11207	Aspartate Aminotransferase Overexpression Lysate
HAF017	Rabbit anti-Goat IgG Secondary Antibody [HRP (Horseradish Peroxidase)]
HAF109	Donkey anti-Goat IgG Secondary Antibody [HRP (Horseradish Peroxidase)]
NB410-28088-1mg	Goat IgG Isotype Control

### **Limitations**

This product is for research use only and is not approved for use in humans or in clinical diagnosis. Primary Antibodies are guaranteed for 1 year from date of receipt.

For more information on our 100% guarantee, please visit [www.novusbio.com/guarantee](http://www.novusbio.com/guarantee)

Earn gift cards/discounts by submitting a review: [www.novusbio.com/reviews/submit/NB100-93403](http://www.novusbio.com/reviews/submit/NB100-93403)

Earn gift cards/discounts by submitting a publication using this product:  
[www.novusbio.com/publications](http://www.novusbio.com/publications)



