

Product Datasheet

Tau [p Thr181] Antibody - BSA Free NB100-82245

Unit Size: 0.05 ml

Store at 4C short term. Aliquot and store at -20C long term. Avoid freeze-thaw cycles.

www.novusbio.com



technical@novusbio.com

Reviews: 1 Publications: 2

Protocols, Publications, Related Products, Reviews, Research Tools and Images at:
www.novusbio.com/NB100-82245

Updated 2/21/2025 v.20.1

**Earn rewards for product
reviews and publications.**

Submit a publication at www.novusbio.com/publications

Submit a review at www.novusbio.com/reviews/destination/NB100-82245



NB100-82245

Tau [p Thr181] Antibody - BSA Free

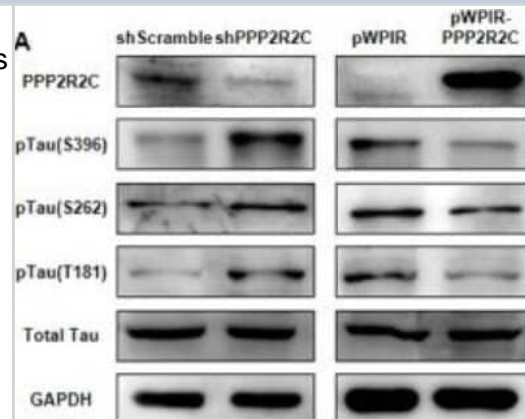
Product Information	
Unit Size	0.05 ml
Concentration	1.0 mg/ml
Storage	Store at 4C short term. Aliquot and store at -20C long term. Avoid freeze-thaw cycles.
Clonality	Polyclonal
Preservative	0.02% Sodium Azide
Isotype	IgG
Purity	Immunogen affinity purified
Buffer	PBS (without Mg ²⁺ and Ca ²⁺), pH 7.4, 150 mM NaCl, 50% glycerol

Product Description	
Host	Rabbit
Gene ID	4137
Gene Symbol	MAPT
Species	Human, Mouse, Rat
Marker	pan-Neuronal Marker
Specificity/Sensitivity	Detects endogenous levels of Tau only when phosphorylated at threonine 181.
Immunogen	The antiserum was produced against synthesized phosphopeptide derived from human Tau around the phosphorylation site of threonine 181 (P-K-TP-P-P).

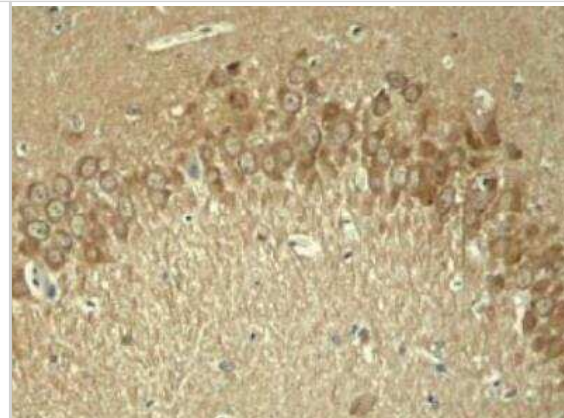
Product Application Details	
Applications	Western Blot, Simple Western, Immunohistochemistry, Immunohistochemistry-Paraffin, Knockdown Validated
Recommended Dilutions	Western Blot 1:500-1:1000, Simple Western, Immunohistochemistry 1:50-1:100, Immunohistochemistry-Paraffin 1:50-1:100, Knockdown Validated
Application Notes	Use in KD reported in scientific publication PMID: 32291379

Images

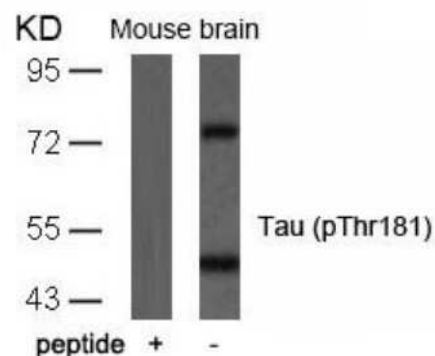
Western Blot: Tau [p Thr181] Antibody [NB100-82245] - PPP2R2C level regulates Tau phosphatase levels. Representative image of immunoblots of indicated antibodies are shown in SHSY5Y cell lines after knockdown and overexpression PPP2R2C. Image collected and cropped by CiteAb from the following publication (www.aging-us.com/lookup/doi/10.18632/aging.103048) licensed under a CC-BY license.



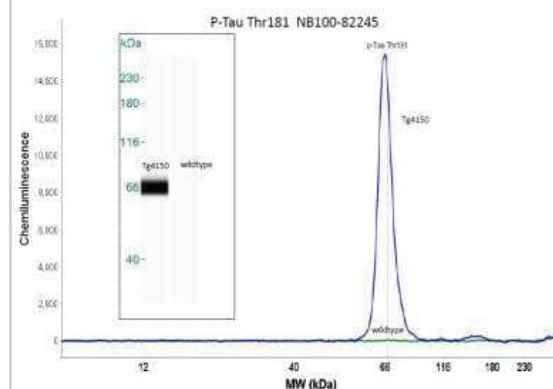
Immunohistochemistry-Paraffin: Tau [p Thr181] Antibody [NB100-82245] - analysis of paraffin-embedded rat hippocampal region tissue from a model with Alzheimer's Disease using Tau (phospho-Thr181) antibody.



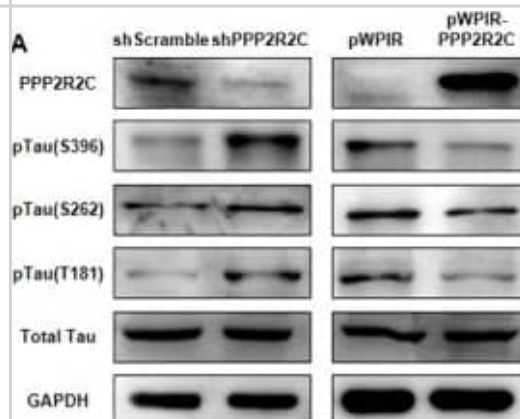
Western Blot: Tau [p Thr181] Antibody [NB100-82245] - Analysis of extracts from mouse brain tissue using Tau(Phospho-Thr181) Antibody and the same antibody preincubated with blocking peptide.



Simple Western: Tau [p Thr181] Antibody [NB100-82245] - Simple western analysis of mouse brain tissue (striatum) from 4 month old Tg4150 and wildtype mice. Image courtesy of Dr. Brandi Wasek-Patterson at Baylor Research Institute, Institute of Metabolic Disease.



PPP2R2C level regulates Tau phosphatase levels. (A) Representative image of immunoblots of indicated antibodies are shown in SHSY5Y cell lines after knockdown and overexpression PPP2R2C. (B) Quantification of the intensities of the protein bands from three independent immunoblots of (A). (C) Quantitative RT-qPCRs analyzing PPP2R2C mRNA level in SHSY5Y cell lines after knockdown PPP2R2C. Data are shown in mean \pm SEM, n=3, *p<0.05, **p<0.01.



Publications

Leong W, Xu W, Wang B et al. PP2A subunit PPP2R2C is downregulated in the brains of Alzheimer's transgenic mice Aging (Albany NY) 2020-04-14 [PMID: 32291379] (KD, WB, Mouse)

Chiroma S, Mohd Moklas M, Mat Taib C et al. d -galactose and aluminium chloride induced rat model with cognitive impairments Biomedicine & Pharmacotherapy 2018-07-01 [PMID: 29864948] (WB, Rat)



Novus Biologicals USA

10730 E. Briarwood Avenue
Centennial, CO 80112
USA

Phone: 303.730.1950

Toll Free: 1.888.506.6887

Fax: 303.730.1966

nb-customerservice@bio-techne.com

Bio-Techne Canada

21 Canmotor Ave
Toronto, ON M8Z 4E6
Canada

Phone: 905.827.6400

Toll Free: 855.668.8722

Fax: 905.827.6402

canada.inquires@bio-techne.com

Bio-Techne Ltd

19 Barton Lane
Abingdon Science Park
Abingdon, OX14 3NB, United Kingdom

Phone: (44) (0) 1235 529449

Free Phone: 0800 37 34 15

Fax: (44) (0) 1235 533420

info.EMEA@bio-techne.com

General Contact Information

www.novusbio.com

Technical Support: nb-technical@bio-techne.com

Orders: nb-customerservice@bio-techne.com

General: novus@novusbio.com

Products Related to NB100-82245

NBL1-12894	Tau Overexpression Lysate
HAF008	Goat anti-Rabbit IgG Secondary Antibody [HRP]
NB7160	Goat anti-Rabbit IgG (H+L) Secondary Antibody [HRP]
NBP2-24891	Rabbit IgG Isotype Control

Limitations

This product is for research use only and is not approved for use in humans or in clinical diagnosis. Primary Antibodies are guaranteed for 1 year from date of receipt.

For more information on our 100% guarantee, please visit www.novusbio.com/guarantee

Earn gift cards/discounts by submitting a review: www.novusbio.com/reviews/submit/NB100-82245

Earn gift cards/discounts by submitting a publication using this product:
www.novusbio.com/publications

