

# Product Datasheet

## IRS1 Antibody - BSA Free NB100-82001

Unit Size: 0.1 ml

Store at 4C short term. Aliquot and store at -20C long term. Avoid freeze-thaw cycles.

[www.novusbio.com](http://www.novusbio.com)



[technical@novusbio.com](mailto:technical@novusbio.com)

### Publications: 4

Protocols, Publications, Related Products, Reviews, Research Tools and Images at:  
[www.novusbio.com/NB100-82001](http://www.novusbio.com/NB100-82001)

Updated 2/21/2025 v.20.1

Earn rewards for product  
reviews and publications.

Submit a publication at [www.novusbio.com/publications](http://www.novusbio.com/publications)

Submit a review at [www.novusbio.com/reviews/destination/NB100-82001](http://www.novusbio.com/reviews/destination/NB100-82001)



**NB100-82001**

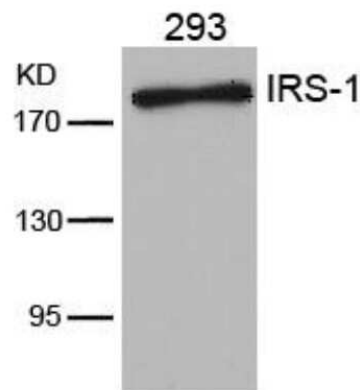
IRS1 Antibody - BSA Free

Product Information	
Unit Size	0.1 ml
Concentration	1.0 mg/ml
Storage	Store at 4C short term. Aliquot and store at -20C long term. Avoid freeze-thaw cycles.
Clonality	Polyclonal
Preservative	0.02% Sodium Azide
Isotype	IgG
Purity	Immunogen affinity purified
Buffer	PBS (without Mg <sup>2+</sup> and Ca <sup>2+</sup> ), pH 7.4, 150 mM NaCl, 50% glycerol
Target Molecular Weight	180 kDa
Product Description	
Host	Rabbit
Gene ID	3667
Gene Symbol	IRS1
Species	Human, Mouse, Rat, Porcine
Reactivity Notes	Porcine reactivity reported in scientific literature (PMID: 29684161).
Specificity/Sensitivity	Detects endogenous levels of total IRS1 protein.
Immunogen	Peptide sequence around amino acids 634~638 (P-M-S-P-K) derived from Human IRS1.
Product Application Details	
Applications	Western Blot, Simple Western, Immunocytochemistry/ Immunofluorescence, Immunohistochemistry, Immunohistochemistry-Paraffin
Recommended Dilutions	Western Blot 1:500-1:1000, Simple Western, Immunohistochemistry 1:50-1:100, Immunocytochemistry/ Immunofluorescence 1:100-1:200, Immunohistochemistry-Paraffin 1:50-1:100

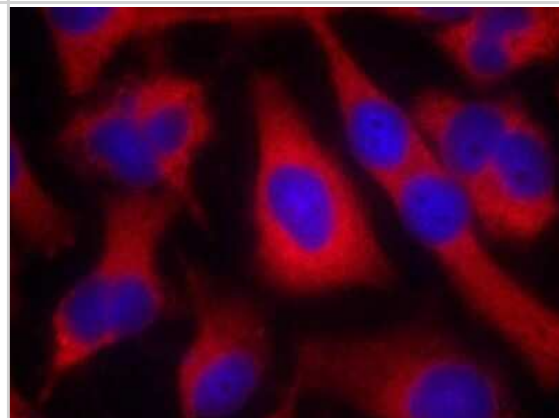


## Images

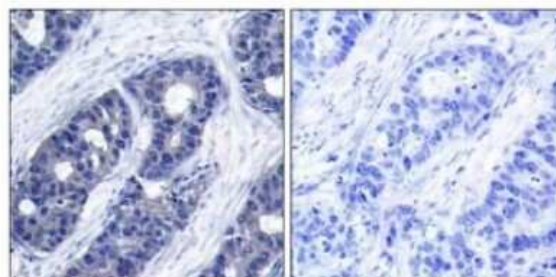
Western Blot: IRS1 Antibody [NB100-82001] - Analysis of extracts from 293 cells using NB100-82001



Immunocytochemistry/Immunofluorescence: IRS1 Antibody [NB100-82001] - Staining of methanol-fixed Hela cells using NB100-82001



Immunohistochemistry-Paraffin: IRS1 Antibody [NB100-82001] - Analysis of breast carcinoma tissue, using NB100-82001 (left) or the same antibody preincubated with blocking peptide(right).



Peptide - +

## Publications

Aamir K, Sethi G, Afrin MR et al. Arjunolic acid modulate pancreatic dysfunction by ameliorating pattern recognition receptor and canonical Wnt pathway activation in type 2 diabetic rats Life sciences 2023-08-15 [PMID: 37307966] (Simple Western, IHC, Rat)

Fernandez-de Frutos M, Galan-Chilet I, Goedeke L et al. MiR-7 impairs insulin signaling and regulates A beta levels through posttranscriptional regulation of the IRS-2, INSR, IDE and LXR pathway Mol. Cell. Biol. [PMID: 31501273]

Ratai, O;Hermainski, J;Ravichandran, K;Pongs, O; NCS-1 Deficiency Is Associated With Obesity and Diabetes Type 2 in Mice Front Mol Neurosci 2019-04-03 [PMID: 31001084] (WB, Mouse)

Dickson MJ, Hager CL, Al-Shaibi A et al. Impact of heat stress during the follicular phase on porcine ovarian steroidogenic and phosphatidylinositol-3 signaling. J Anim Sci 2018-06-04 [PMID: 29684161] (Porcine)



### **Novus Biologicals USA**

10730 E. Briarwood Avenue  
Centennial, CO 80112  
USA  
Phone: 303.730.1950  
Toll Free: 1.888.506.6887  
Fax: 303.730.1966  
nb-customerservice@bio-techne.com

### **Bio-Techne Canada**

21 Canmotor Ave  
Toronto, ON M8Z 4E6  
Canada  
Phone: 905.827.6400  
Toll Free: 855.668.8722  
Fax: 905.827.6402  
canada.inquires@bio-techne.com

### **Bio-Techne Ltd**

19 Barton Lane  
Abingdon Science Park  
Abingdon, OX14 3NB, United Kingdom  
Phone: (44) (0) 1235 529449  
Free Phone: 0800 37 34 15  
Fax: (44) (0) 1235 533420  
info.EMEA@bio-techne.com

### **General Contact Information**

www.novusbio.com  
Technical Support: nb-technical@bio-techne.com  
Orders: nb-customerservice@bio-techne.com  
General: novus@novusbio.com

### **Products Related to NB100-82001**

---

HAF008	Goat anti-Rabbit IgG Secondary Antibody [HRP]
NB7160	Goat anti-Rabbit IgG (H+L) Secondary Antibody [HRP]
NBP2-24891	Rabbit IgG Isotype Control
NBP2-68666PEP	IRS1 Recombinant Protein Antigen

---

### **Limitations**

This product is for research use only and is not approved for use in humans or in clinical diagnosis. Primary Antibodies are guaranteed for 1 year from date of receipt.

For more information on our 100% guarantee, please visit [www.novusbio.com/guarantee](http://www.novusbio.com/guarantee)

Earn gift cards/discounts by submitting a review: [www.novusbio.com/reviews/submit/NB100-82001](http://www.novusbio.com/reviews/submit/NB100-82001)

Earn gift cards/discounts by submitting a publication using this product:  
[www.novusbio.com/publications](http://www.novusbio.com/publications)

