

# Product Datasheet

## ATF4 [p Ser245] Antibody - BSA Free NB100-81802

Unit Size: 0.05 ml

Store at 4C short term. Aliquot and store at -20C long term. Avoid freeze-thaw cycles.

[www.novusbio.com](http://www.novusbio.com)



[technical@novusbio.com](mailto:technical@novusbio.com)

### Publications: 1

Protocols, Publications, Related Products, Reviews, Research Tools and Images at:  
[www.novusbio.com/NB100-81802](http://www.novusbio.com/NB100-81802)

Updated 2/21/2025 v.20.1

Earn rewards for product  
reviews and publications.

Submit a publication at [www.novusbio.com/publications](http://www.novusbio.com/publications)

Submit a review at [www.novusbio.com/reviews/destination/NB100-81802](http://www.novusbio.com/reviews/destination/NB100-81802)



**NB100-81802**

ATF4 [p Ser245] Antibody - BSA Free

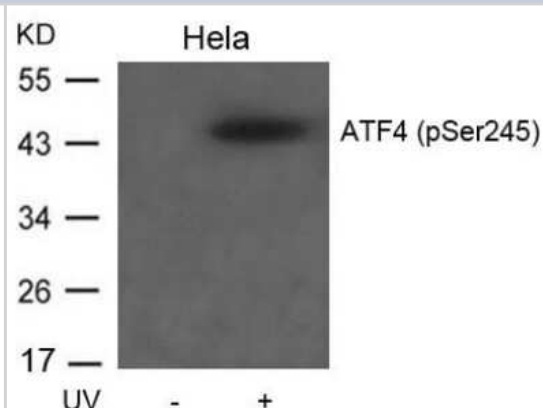
Product Information	
Unit Size	0.05 ml
Concentration	1.0 mg/ml
Storage	Store at 4C short term. Aliquot and store at -20C long term. Avoid freeze-thaw cycles.
Clonality	Polyclonal
Preservative	0.01% Sodium Azide
Isotype	IgG
Purity	Immunogen affinity purified
Buffer	0.42% Potassium phosphate, 0.87% Sodium chloride, pH 7.3, 30% glycerol
Target Molecular Weight	45 kDa

Product Description	
Host	Rabbit
Gene ID	468
Gene Symbol	ATF4
Species	Human, Mouse, Rat
Specificity/Sensitivity	Detects endogenous levels of ATF4 only when phosphorylated at serine 245.
Immunogen	The antiserum was produced against synthesized phosphopeptide derived from human ATF4 around the phosphorylation site of serine 245 (N-R-SP-L-P).

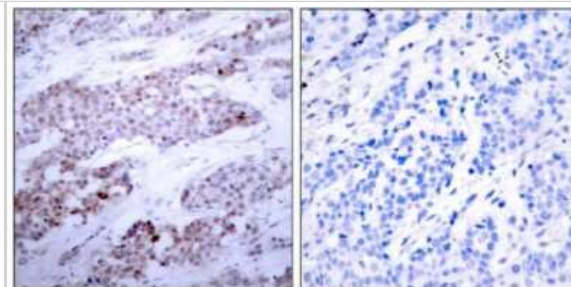
Product Application Details	
Applications	Western Blot, Immunocytochemistry/ Immunofluorescence, Immunohistochemistry, Immunohistochemistry-Paraffin
Recommended Dilutions	Western Blot 1:500-1:1000, Immunohistochemistry 1:50-1:100, Immunocytochemistry/ Immunofluorescence 1:50-1:200, Immunohistochemistry-Paraffin 1:50-1:100

**Images**

Western Blot: ATF4 [p Ser245] Antibody [NB100-81802] - Analysis of extracts from HeLa cells untreated or treated with UV using NB100-81802

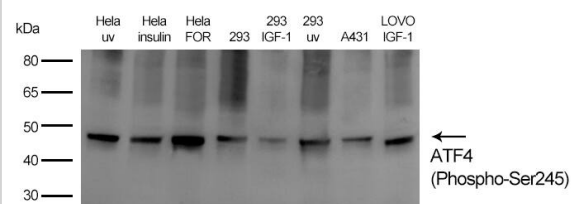


Immunohistochemistry: ATF4 [p Ser245] Antibody [NB100-81802] - Immunohistochemical analysis of paraffin-embedded human breast carcinoma tissue, using ATF4 (phospho-Ser245) antibody NB100-81802.

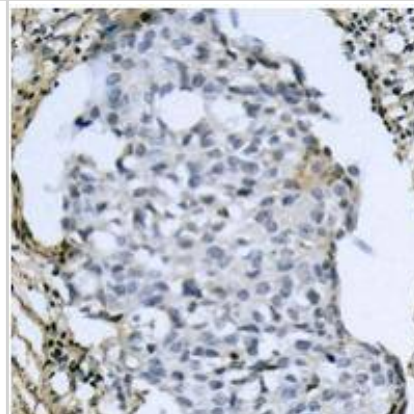


P-Peptide - - +

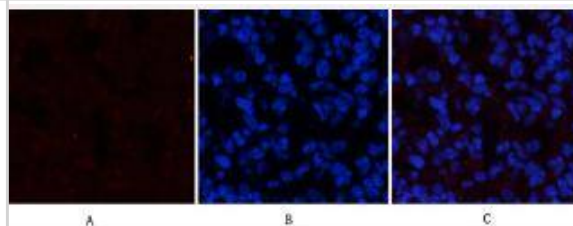
Western Blot: ATF4 [p Ser245] Antibody [NB100-81802] - Western Blot analysis of various cell lysis using NB100-81802.



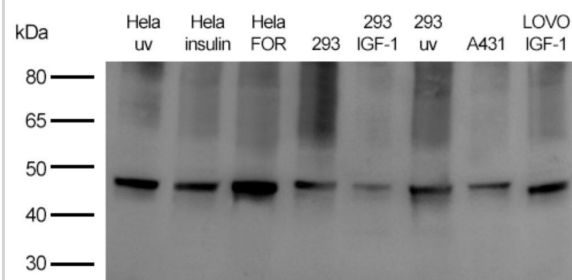
Immunohistochemistry-Paraffin: ATF4 [p Ser245] Antibody [NB100-81802] - Immunohistochemical staining in human breast cancer formalin fixed paraffin-embedded tissue section.



Immunocytochemistry/ Immunofluorescence: ATF4 [p Ser245] Antibody [NB100-81802] - Immunofluorescent staining in A549 cells.



Western Blot: ATF4 [p Ser245] Antibody [NB100-81802] - Western Blot analysis of various cell lysis using NB100-81802.



## Publications

Sobel RA, Albertelli M, Hinojoza JR et al. Azetidine-2-Carboxylic Acid-Induced Oligodendrogliopathy: Relevance to the Pathogenesis of Multiple Sclerosis *Journal of Neuropathology & Experimental Neurology* 2022-05-20 [PMID: 35521963] (Immunocytochemistry/ Immunofluorescence)



### **Novus Biologicals USA**

10730 E. Briarwood Avenue  
Centennial, CO 80112  
USA  
Phone: 303.730.1950  
Toll Free: 1.888.506.6887  
Fax: 303.730.1966  
nb-customerservice@bio-techne.com

### **Bio-Techne Canada**

21 Canmotor Ave  
Toronto, ON M8Z 4E6  
Canada  
Phone: 905.827.6400  
Toll Free: 855.668.8722  
Fax: 905.827.6402  
canada.inquires@bio-techne.com

### **Bio-Techne Ltd**

19 Barton Lane  
Abingdon Science Park  
Abingdon, OX14 3NB, United Kingdom  
Phone: (44) (0) 1235 529449  
Free Phone: 0800 37 34 15  
Fax: (44) (0) 1235 533420  
info.EMEA@bio-techne.com

### **General Contact Information**

www.novusbio.com  
Technical Support: nb-technical@bio-techne.com  
Orders: nb-customerservice@bio-techne.com  
General: novus@novusbio.com

### **Products Related to NB100-81802**

---

HAF008	Goat anti-Rabbit IgG Secondary Antibody [HRP]
NB7160	Goat anti-Rabbit IgG (H+L) Secondary Antibody [HRP]
NBP2-24891	Rabbit IgG Isotype Control
NBP1-72383-50ug	Recombinant Human ATF4 His-Cam Protein

---

### **Limitations**

This product is for research use only and is not approved for use in humans or in clinical diagnosis. Primary Antibodies are guaranteed for 1 year from date of receipt.

For more information on our 100% guarantee, please visit [www.novusbio.com/guarantee](http://www.novusbio.com/guarantee)

Earn gift cards/discounts by submitting a review: [www.novusbio.com/reviews/submit/NB100-81802](http://www.novusbio.com/reviews/submit/NB100-81802)

Earn gift cards/discounts by submitting a publication using this product:  
[www.novusbio.com/publications](http://www.novusbio.com/publications)

