

# Product Datasheet

## SPAG9 Antibody - BSA Free

### NB100-79794

Unit Size: 100 ul

Store at 4C. Do not freeze.

[www.novusbio.com](http://www.novusbio.com)



[technical@novusbio.com](mailto:technical@novusbio.com)

Protocols, Publications, Related Products, Reviews, Research Tools and Images at:  
[www.novusbio.com/NB100-79794](http://www.novusbio.com/NB100-79794)

Updated 9/9/2025 v.20.1

Earn rewards for product  
reviews and publications.

Submit a publication at [www.novusbio.com/publications](http://www.novusbio.com/publications)

Submit a review at [www.novusbio.com/reviews/destination/NB100-79794](http://www.novusbio.com/reviews/destination/NB100-79794)



**NB100-79794**

SPAG9 Antibody - BSA Free

**Product Information**

<b>Unit Size</b>	100 ul
<b>Concentration</b>	1.0 mg/ml
<b>Storage</b>	Store at 4C. Do not freeze.
<b>Clonality</b>	Polyclonal
<b>Preservative</b>	0.09% Sodium Azide
<b>Isotype</b>	IgG
<b>Purity</b>	Immunogen affinity purified
<b>Buffer</b>	Tris-Citrate/Phosphate (pH 7.0 - 8.0)

**Product Description**

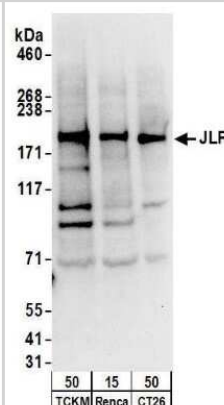
<b>Description</b>	Novus Biologicals Rabbit SPAG9 Antibody - BSA Free (NB100-79794) is a polyclonal antibody validated for use in IHC, WB and IP. All Novus Biologicals antibodies are covered by our 100% guarantee.
<b>Host</b>	Rabbit
<b>Gene ID</b>	9043
<b>Gene Symbol</b>	SPAG9
<b>Species</b>	Human, Mouse
<b>Immunogen</b>	The immunogen recognized by this antibody maps to a region between residue 775 and 825 of human JNK/SAPK-Associated Protein using the numbering given in entry NP_003962.3 (GeneID 9043).

**Product Application Details**

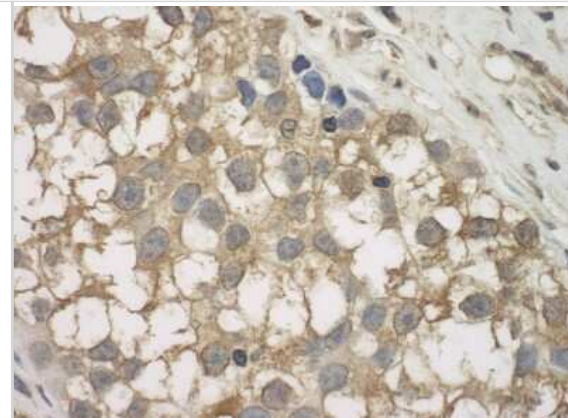
<b>Applications</b>	Western Blot, Immunohistochemistry, Immunoprecipitation
<b>Recommended Dilutions</b>	Western Blot 1:1000 - 1:10000, Immunohistochemistry 1:500 - 1:2000, Immunoprecipitation 2 - 5 ug/mg lysate
<b>Application Notes</b>	For IHC-P, antigen retrieval with citrate buffer pH 6.0 is recommended.

**Images**


Western Blot: SPAG9 Antibody [NB100-79794] - Detection of mouse JLP by western blot. Samples: Whole cell lysate from TCKM (50 ug), Renca (50 ug), and CT26 (50 ug) cells. Antibodies: Affinity purified rabbit anti-JLP antibody NB100-79794 used for WB at 0.1 ug/ml. Detection: Chemiluminescence with an exposure time of 10 seconds.



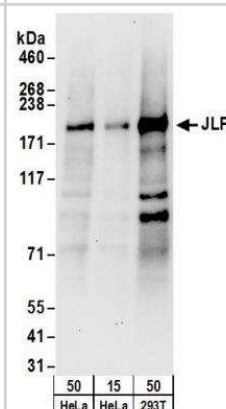
Immunohistochemistry: SPAG9 Antibody [NB100-79794] - Sample: FFPE section of human testicular seminoma. Antibody: Affinity purified rabbit anti-JLP used at a dilution of 1:1,000 (1ug/ml). Detection: DAB



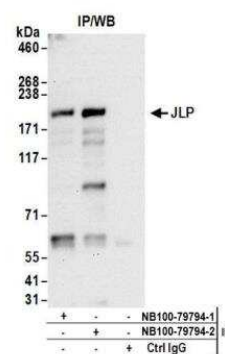
Western Blot: SPAG9 Antibody [NB100-79794] - Nuclear extract (NE, 20 ug) from HeLa cells. Antibody used at 0.3 ug/ml.



Western Blot: SPAG9 Antibody [NB100-79794] - Detection of Human JLP by Western Blot. Samples: Whole cell lysate from HeLa (15 and 50 ug) and 293T (50ug) cells. Antibodies: Affinity purified rabbit anti-JLP antibody NB100-79794 used for WB at 0.1 ug/ml. Detection: Chemiluminescence with an exposure time of 30 seconds.



Immunoprecipitation: SPAG9 Antibody [NB100-79794] - Detection of human JLP by western blot of immunoprecipitates. Samples: Whole cell lysate (1 mg for IP; 20% of IP loaded) from HeLa cells. Antibodies: Affinity purified rabbit anti-JLP antibody NB100-79794 (lot NB100-79794-2) used for IP at 6 ug/mg lysate. JLP was also immunoprecipitated by a previous lot (NB100-79794-1) of this antibody. For blotting immunoprecipitated JLP, NB100-79794 was used at 1 ug/ml. Detection: Chemiluminescence with an exposure time of 30 seconds.





### **Novus Biologicals USA**

10730 E. Briarwood Avenue  
Centennial, CO 80112  
USA  
Phone: 303.730.1950  
Toll Free: 1.888.506.6887  
Fax: 303.730.1966  
nb-customerservice@bio-techne.com

### **Bio-Techne Canada**

21 Canmotor Ave  
Toronto, ON M8Z 4E6  
Canada  
Phone: 905.827.6400  
Toll Free: 855.668.8722  
Fax: 905.827.6402  
canada.inquires@bio-techne.com

### **Bio-Techne Ltd**

19 Barton Lane  
Abingdon Science Park  
Abingdon, OX14 3NB, United Kingdom  
Phone: (44) (0) 1235 529449  
Free Phone: 0800 37 34 15  
Fax: (44) (0) 1235 533420  
info.EMEA@bio-techne.com

### **General Contact Information**

[www.novusbio.com](http://www.novusbio.com)  
Technical Support: nb-technical@bio-techne.com  
Orders: nb-customerservice@bio-techne.com  
General: novus@novusbio.com

### **Products Related to NB100-79794**

HAF008	Goat anti-Rabbit IgG Secondary Antibody [HRP]
NB7160	Goat anti-Rabbit IgG (H+L) Secondary Antibody [HRP]
NBP2-24891	Rabbit IgG Isotype Control
H00009043-P01-10ug	Recombinant Human SPAG9 GST (N-Term) Protein

### **Limitations**

This product is for research use only and is not approved for use in humans or in clinical diagnosis. Primary Antibodies are guaranteed for 1 year from date of receipt.

For more information on our 100% guarantee, please visit [www.novusbio.com/guarantee](http://www.novusbio.com/guarantee)

Earn gift cards/discounts by submitting a review: [www.novusbio.com/reviews/submit/NB100-79794](http://www.novusbio.com/reviews/submit/NB100-79794)

Earn gift cards/discounts by submitting a publication using this product:  
[www.novusbio.com/publications](http://www.novusbio.com/publications)

