

# Product Datasheet

## CSRP2 Antibody NB100-77341

Unit Size: 0.1 mg

Store at -20C. Avoid freeze-thaw cycles.

[www.novusbio.com](http://www.novusbio.com)



[technical@novusbio.com](mailto:technical@novusbio.com)

### Publications: 2

Protocols, Publications, Related Products, Reviews, Research Tools and Images at:  
[www.novusbio.com/NB100-77341](http://www.novusbio.com/NB100-77341)

Updated 9/9/2025 v.20.1

Earn rewards for product  
reviews and publications.

Submit a publication at [www.novusbio.com/publications](http://www.novusbio.com/publications)

Submit a review at [www.novusbio.com/reviews/destination/NB100-77341](http://www.novusbio.com/reviews/destination/NB100-77341)



**NB100-77341****CSRP2 Antibody**

<b>Product Information</b>	
<b>Unit Size</b>	0.1 mg
<b>Concentration</b>	0.5 mg/ml
<b>Storage</b>	Store at -20C. Avoid freeze-thaw cycles.
<b>Clonality</b>	Polyclonal
<b>Preservative</b>	0.02% Sodium Azide
<b>Isotype</b>	IgG
<b>Purity</b>	Immunogen affinity purified
<b>Buffer</b>	Tris saline (20 mM Tris pH 7.3, 150 mM NaCl), 0.5% BSA

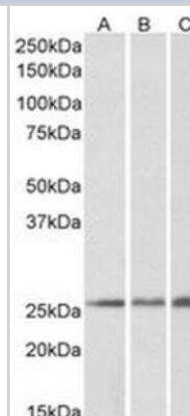
<b>Product Description</b>	
<b>Description</b>	Novus Biologicals Goat CSRP2 Antibody (NB100-77341) is a polyclonal antibody validated for use in IHC, WB and ELISA. Anti-CSRP2 Antibody: Cited in 2 publications. All Novus Biologicals antibodies are covered by our 100% guarantee.
<b>Host</b>	Goat
<b>Gene ID</b>	1466
<b>Gene Symbol</b>	CSRP2
<b>Species</b>	Human, Mouse, Rat
<b>Immunogen</b>	Peptide with sequence C-ERLGIKPESVQP corresponding to internal region according to NP_001312.1.

<b>Product Application Details</b>	
<b>Applications</b>	Western Blot, Immunohistochemistry-Paraffin, Immunohistochemistry, Peptide ELISA
<b>Recommended Dilutions</b>	Western Blot 0.1 - 0.3 ug/ml, Immunohistochemistry 3 - 6 ug/ml, Immunohistochemistry-Paraffin 3 - 6 ug/ml, Peptide ELISA Detection limit 1:64000
<b>Application Notes</b>	WB: Approx. 26 kDa band observed in human heart and kidney lysates and in mouse and rat kidney lysates is reported in scientific literature (PMID: 10681529). In transfected HEK293 transiently expressing CRP2 a band of approx. 26 kDa is observed. This band is not observed in the non-transfected HEK293. IHC-P: Human Lung shows staining of the endothelial cells of a blood vessel.

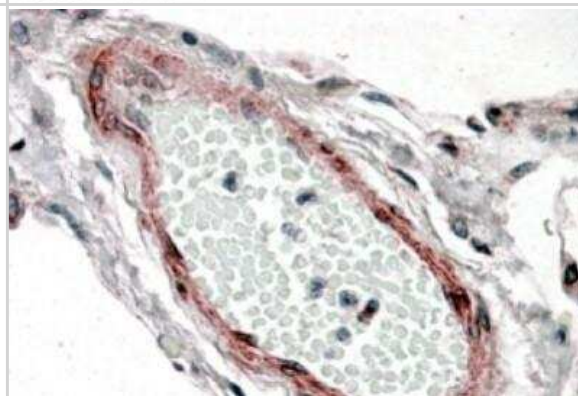


## Images


Western Blot: CSRP2 Antibody [NB100-77341] - Analysis of Human (A), Mouse (B) and Rat (C) Kidney lysates (35ug protein in RIPA buffer).



Immunohistochemistry-Paraffin: CSRP2 Antibody [NB100-77341] - Analysis of Human Lung. Steamed antigen retrieval with citrate buffer pH 6, AP-staining.



Western Blot: CSRP2 Antibody [NB100-77341] - HEK293 overexpressing CRP2 and probed with (mock transfection in first lane).



## Publications

Stearns ME, Wang M, Hu Y, Garcia FU. Interleukin-10 activation of the interleukin-10E1 pathway and tissue inhibitor of metalloproteinase-1 expression is enhanced by proteasome inhibitors in primary prostate tumor lines. *Mol Cancer Res* 2003-07-01 [PMID: 12861049]

Huber A, Neuhuber WL, Klugbauer N et al. Cysteine-rich protein 2, a novel substrate for cGMP kinase I in enteric neurons and intestinal smooth muscle. *J Biol Chem* 2000-02-01 [PMID: 10681529]



### **Novus Biologicals USA**

10730 E. Briarwood Avenue  
Centennial, CO 80112  
USA  
Phone: 303.730.1950  
Toll Free: 1.888.506.6887  
Fax: 303.730.1966  
nb-customerservice@bio-techne.com

### **Bio-Techne Canada**

21 Canmotor Ave  
Toronto, ON M8Z 4E6  
Canada  
Phone: 905.827.6400  
Toll Free: 855.668.8722  
Fax: 905.827.6402  
canada.inquires@bio-techne.com

### **Bio-Techne Ltd**

19 Barton Lane  
Abingdon Science Park  
Abingdon, OX14 3NB, United Kingdom  
Phone: (44) (0) 1235 529449  
Free Phone: 0800 37 34 15  
Fax: (44) (0) 1235 533420  
info.EMEA@bio-techne.com

### **General Contact Information**

www.novusbio.com  
Technical Support: nb-technical@bio-techne.com  
Orders: nb-customerservice@bio-techne.com  
General: novus@novusbio.com

### **Products Related to NB100-77341**

---

NBL1-09540	CSRP2 Overexpression Lysate
HAF017	Rabbit anti-Goat IgG Secondary Antibody [HRP (Horseradish Peroxidase)]
HAF109	Donkey anti-Goat IgG Secondary Antibody [HRP (Horseradish Peroxidase)]
NB410-28088-1mg	Goat IgG Isotype Control

---

### **Limitations**

This product is for research use only and is not approved for use in humans or in clinical diagnosis. Primary Antibodies are guaranteed for 1 year from date of receipt.

For more information on our 100% guarantee, please visit [www.novusbio.com/guarantee](http://www.novusbio.com/guarantee)

Earn gift cards/discounts by submitting a review: [www.novusbio.com/reviews/submit/NB100-77341](http://www.novusbio.com/reviews/submit/NB100-77341)

Earn gift cards/discounts by submitting a publication using this product:  
[www.novusbio.com/publications](http://www.novusbio.com/publications)



