

Product Datasheet

ZNF592 Antibody NB100-74657

Unit Size: 0.1 ml

Store at 4C. Do not freeze.

www.novusbio.com



technical@novusbio.com

Protocols, Publications, Related Products, Reviews, Research Tools and Images at:
www.novusbio.com/NB100-74657

Updated 9/9/2025 v.20.1

Earn rewards for product
reviews and publications.

Submit a publication at www.novusbio.com/publications

Submit a review at www.novusbio.com/reviews/destination/NB100-74657



NB100-74657

ZNF592 Antibody

| Product Information | |
|---------------------|-----------------------------|
| Unit Size | 0.1 ml |
| Concentration | 0.2 mg/ml |
| Storage | Store at 4C. Do not freeze. |
| Clonality | Polyclonal |
| Preservative | 0.09% Sodium Azide |
| Isotype | IgG |
| Purity | Immunogen affinity purified |
| Buffer | TBS and 0.1% BSA |

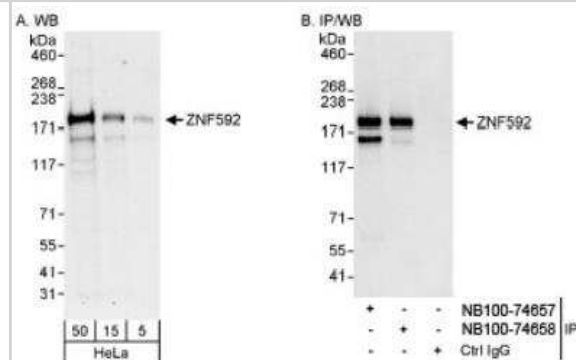
| Product Description | |
|---------------------|--|
| Description | Novus Biologicals Rabbit ZNF592 Antibody (NB100-74657) is a polyclonal antibody validated for use in IHC, WB and IP. All Novus Biologicals antibodies are covered by our 100% guarantee. |
| Host | Rabbit |
| Gene ID | 9640 |
| Gene Symbol | ZNF592 |
| Species | Human |
| Immunogen | The immunogen recognized by this antibody maps to a region between residue 200 and 250 of human zinc finger protein 592 using the numbering given in entry NP_055445.2 (GeneID 9640). |

| Product Application Details | |
|-----------------------------|---|
| Applications | Western Blot, Immunohistochemistry-Paraffin, Immunohistochemistry, Immunoprecipitation |
| Recommended Dilutions | Western Blot 1:2000-1:10000, Immunohistochemistry 1:10-1:500, Immunoprecipitation 2-5 ug/mg lysate, Immunohistochemistry-Paraffin 1:100-1:500 |

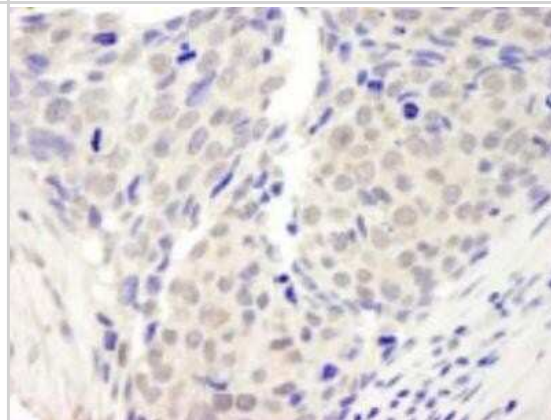


Images

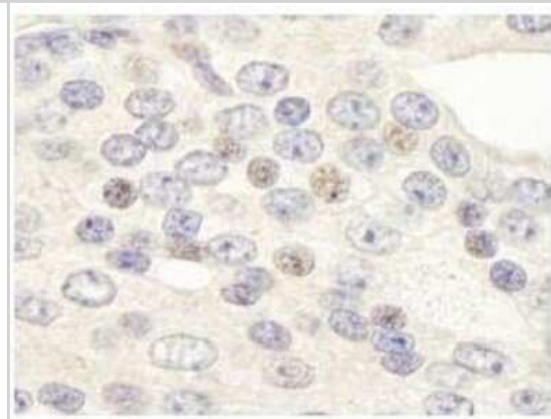
Western Blot: ZNF592 Antibody [NB100-74657] - Detection of Human ZNF592 on HeLa whole cell lysate using NB100-74657. ZNF592 was also immunoprecipitated by rabbit anti-ZNF592 antibody NB100-74658.



Immunohistochemistry-Paraffin: ZNF592 Antibody [NB100-74657] - FFPE section of human breast carcinoma. Affinity purified rabbit anti-ZNF592 used at a dilution of 1:250. Detection: DAB staining using Immunohistochemistry Accessory Kit



Immunohistochemistry-Paraffin: ZNF592 Antibody [NB100-74657] - Detection of Human ZNF592 by IHC Sample: FFPE section of human prostate carcinoma. Affinity purified rabbit anti-ZNF592 used at a dilution of 1:250. Detection: DAB staining using IHC Accessory Kit





Novus Biologicals USA

10730 E. Briarwood Avenue
Centennial, CO 80112
USA
Phone: 303.730.1950
Toll Free: 1.888.506.6887
Fax: 303.730.1966
nb-customerservice@bio-techne.com

Bio-Techne Canada

21 Canmotor Ave
Toronto, ON M8Z 4E6
Canada
Phone: 905.827.6400
Toll Free: 855.668.8722
Fax: 905.827.6402
canada.inquires@bio-techne.com

Bio-Techne Ltd

19 Barton Lane
Abingdon Science Park
Abingdon, OX14 3NB, United Kingdom
Phone: (44) (0) 1235 529449
Free Phone: 0800 37 34 15
Fax: (44) (0) 1235 533420
info.EMEA@bio-techne.com

General Contact Information

www.novusbio.com
Technical Support: nb-technical@bio-techne.com
Orders: nb-customerservice@bio-techne.com
General: novus@novusbio.com

Products Related to NB100-74657

| | |
|-------------|---|
| NBP2-33376H | Blue Marker Antibody (6F4-F6) [HRP] |
| HAF008 | Goat anti-Rabbit IgG Secondary Antibody [HRP] |
| NB7160 | Goat anti-Rabbit IgG (H+L) Secondary Antibody [HRP] |
| NBP2-24891 | Rabbit IgG Isotype Control |

Limitations

This product is for research use only and is not approved for use in humans or in clinical diagnosis. Primary Antibodies are guaranteed for 1 year from date of receipt.

For more information on our 100% guarantee, please visit www.novusbio.com/guarantee

Earn gift cards/discounts by submitting a review: www.novusbio.com/reviews/submit/NB100-74657

Earn gift cards/discounts by submitting a publication using this product:
www.novusbio.com/publications

