

Product Datasheet

CHAF1A Antibody NB100-74609

Unit Size: 0.1 ml

Store at 4C. Do not freeze.

www.novusbio.com



technical@novusbio.com

Protocols, Publications, Related Products, Reviews, Research Tools and Images at:
www.novusbio.com/NB100-74609

Updated 9/9/2025 v.20.1

Earn rewards for product
reviews and publications.

Submit a publication at www.novusbio.com/publications

Submit a review at www.novusbio.com/reviews/destination/NB100-74609



NB100-74609

CHAF1A Antibody

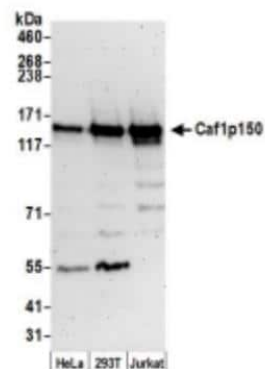
Product Information	
Unit Size	0.1 ml
Concentration	0.2 mg/ml
Storage	Store at 4C. Do not freeze.
Clonality	Polyclonal
Preservative	0.09% Sodium Azide
Isotype	IgG
Purity	Immunogen affinity purified
Buffer	TBS and 0.1% BSA

Product Description	
Description	Novus Biologicals Rabbit CHAF1A Antibody (NB100-74609) is a polyclonal antibody validated for use in IHC, WB and IP. All Novus Biologicals antibodies are covered by our 100% guarantee.
Host	Rabbit
Gene ID	10036
Gene Symbol	CHAF1A
Species	Human
Immunogen	The immunogen recognized by this antibody maps to a region between residue 500 and 550 of human chromatin assembly factor 1, subunit A (p150) using the numbering given in entry AAA76736.1 (GeneID 10036).

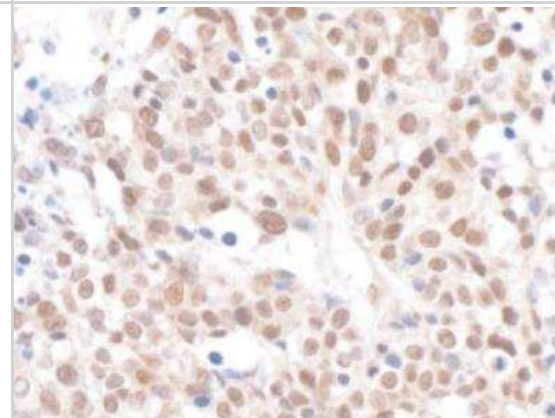
Product Application Details	
Applications	Western Blot, Immunohistochemistry-Paraffin, Immunohistochemistry, Immunoprecipitation
Recommended Dilutions	Western Blot 1:2000-1:10000, Immunohistochemistry 1:100 - 1:500, Immunoprecipitation 2-5 ug/mg lysate, Immunohistochemistry-Paraffin 1:10-1:500
Application Notes	Epitope retrieval with citrate buffer pH 6.0 is recommended for FFPE tissue sections.

Images

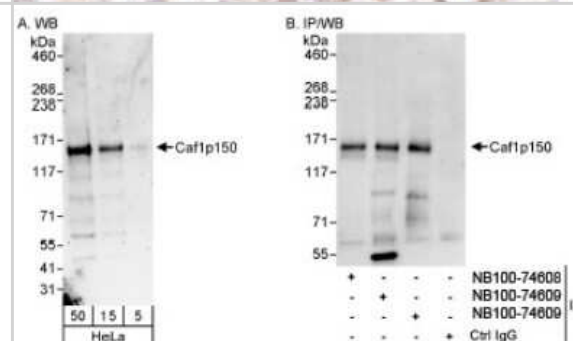
Western Blot: CHAF1A Antibody [NB100-74609] - Whole cell lysate (50 ug) from HeLa, HEK293T, and Jurkat cells prepared using NETN lysis buffer. Antibody: Affinity purified rabbit anti-Caf1p150 antibody used for WB at 0.1 ug/ml. Detection: Chemiluminescence with an exposure time of 3 minutes.



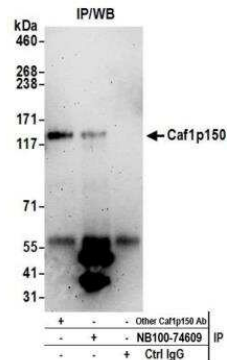
Immunohistochemistry-Paraffin: CHAF1A Antibody [NB100-74609] - Human lung cancer. Antibody: Affinity purified rabbit anti-Caf1p150 used at a dilution of 1:200 (1ug/ml). Detection: DAB



Western Blot: CHAF1A Antibody [NB100-74609] - Detection of Human Caf1p150 on HeLa whole cell lysate using NB100-74609. Caf1p150 was also immunoprecipitated by rabbit anti-Caf1p150 antibodies NB100-74608 and NB100-74610.



Immunoprecipitation: CHAF1A Antibody [NB100-74609] - Detection of human Caf1p150 by western blot of immunoprecipitates. Samples: Whole cell lysate (1.0 mg per IP reaction; 20% of IP loaded) from HEK293T cells prepared using NETN lysis buffer. Antibodies: Affinity purified rabbit anti-Caf1p150 antibody NB100-74609 used for IP at 3 ug per reaction. Caf1p150 was also immunoprecipitated by another rabbit anti-Caf1p150 antibody. For blotting immunoprecipitated Caf1p150, NB100-74609 was used at 1 ug/ml. Detection: Chemiluminescence with an exposure time of 3 minutes.





Novus Biologicals USA

10730 E. Briarwood Avenue
Centennial, CO 80112
USA
Phone: 303.730.1950
Toll Free: 1.888.506.6887
Fax: 303.730.1966
nb-customerservice@bio-techne.com

Bio-Techne Canada

21 Canmotor Ave
Toronto, ON M8Z 4E6
Canada
Phone: 905.827.6400
Toll Free: 855.668.8722
Fax: 905.827.6402
canada.inquires@bio-techne.com

Bio-Techne Ltd

19 Barton Lane
Abingdon Science Park
Abingdon, OX14 3NB, United Kingdom
Phone: (44) (0) 1235 529449
Free Phone: 0800 37 34 15
Fax: (44) (0) 1235 533420
info.EMEA@bio-techne.com

General Contact Information

www.novusbio.com
Technical Support: nb-technical@bio-techne.com
Orders: nb-customerservice@bio-techne.com
General: novus@novusbio.com

Products Related to NB100-74609

NBL1-09139	CHAF1A Overexpression Lysate
NBP2-33376H	Blue Marker Antibody (6F4-F6) [HRP]
HAF008	Goat anti-Rabbit IgG Secondary Antibody [HRP]
NB7160	Goat anti-Rabbit IgG (H+L) Secondary Antibody [HRP]
NBP2-24891	Rabbit IgG Isotype Control

Limitations

This product is for research use only and is not approved for use in humans or in clinical diagnosis. Primary Antibodies are guaranteed for 1 year from date of receipt.

For more information on our 100% guarantee, please visit www.novusbio.com/guarantee

Earn gift cards/discounts by submitting a review: www.novusbio.com/reviews/submit/NB100-74609

Earn gift cards/discounts by submitting a publication using this product:
www.novusbio.com/publications

