

# Product Datasheet

## C2CD5 Antibody - BSA Free

### NB100-74596

Unit Size: 100 ul

Store at 4C. Do not freeze.

[www.novusbio.com](http://www.novusbio.com)



[technical@novusbio.com](mailto:technical@novusbio.com)

Protocols, Publications, Related Products, Reviews, Research Tools and Images at:  
[www.novusbio.com/NB100-74596](http://www.novusbio.com/NB100-74596)

Updated 9/9/2025 v.20.1

Earn rewards for product  
reviews and publications.

Submit a publication at [www.novusbio.com/publications](http://www.novusbio.com/publications)

Submit a review at [www.novusbio.com/reviews/destination/NB100-74596](http://www.novusbio.com/reviews/destination/NB100-74596)



**NB100-74596**

C2CD5 Antibody - BSA Free

<b>Product Information</b>	
<b>Unit Size</b>	100 ul
<b>Concentration</b>	1.0 mg/ml
<b>Storage</b>	Store at 4C. Do not freeze.
<b>Clonality</b>	Polyclonal
<b>Preservative</b>	0.09% Sodium Azide
<b>Isotype</b>	IgG
<b>Purity</b>	Immunogen affinity purified
<b>Buffer</b>	Tris-Citrate/Phosphate (pH 7.0 - 8.0)

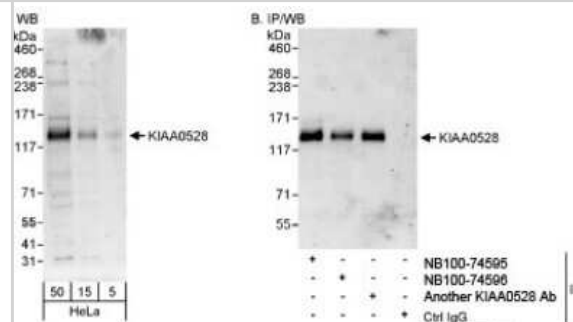
<b>Product Description</b>	
<b>Description</b>	Novus Biologicals Rabbit C2CD5 Antibody - BSA Free (NB100-74596) is a polyclonal antibody validated for use in IHC, WB and IP. All Novus Biologicals antibodies are covered by our 100% guarantee.
<b>Host</b>	Rabbit
<b>Gene ID</b>	9847
<b>Gene Symbol</b>	C2CD5
<b>Species</b>	Human, Mouse
<b>Immunogen</b>	The immunogen recognized by this antibody maps to a region between residue 375 and 425 of human KIAA0528 using the numbering given in entry NP_055617.1 (GeneID 9847).

<b>Product Application Details</b>	
<b>Applications</b>	Western Blot, Immunohistochemistry-Paraffin, Immunohistochemistry, Immunohistochemistry-Frozen, Immunoprecipitation
<b>Recommended Dilutions</b>	Western Blot 1:2000-1:10000, Immunohistochemistry 1:10-1:500, Immunoprecipitation 2-5 ug/mg lysate, Immunohistochemistry-Paraffin 1:10-1:500, Immunohistochemistry-Frozen

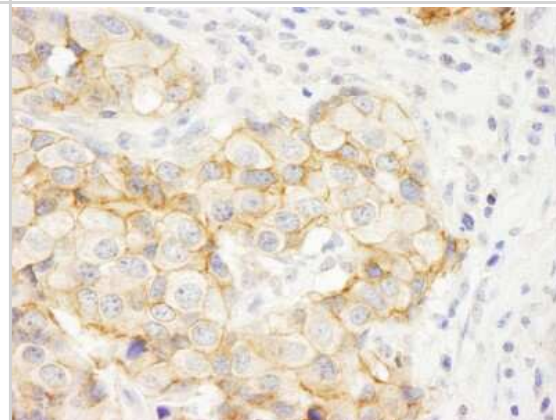


## Images

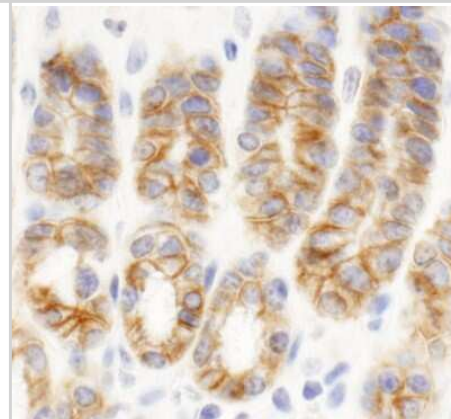
Western Blot: C2CD5 Antibody [NB100-74596] - Detection of Human KIAA0528 on HeLa whole cell lysate (5, 15, 50 microgram for WB; 1 mg for IP, 20% of IP loaded) using NB100-74596. KIAA0528 was also immunoprecipitated by another rabbit anti-KIAA0528 antibody and NB100-74595.



Immunohistochemistry: C2CD5 Antibody [NB100-74596] - Sample: FFPE section of human breast carcinoma. Antibody: Affinity purified rabbit anti-KIAA0528 used at a dilution of 1:1,000 (1ug/ml). Detection: DAB



Immunohistochemistry: C2CD5 Antibody [NB100-74596] - Sample: FFPE section of mouse intestine. Antibody: Affinity purified rabbit anti-KIAA0528 used at a dilution of 1:400 (2.5ug/ml). Detection: DAB





### **Novus Biologicals USA**

10730 E. Briarwood Avenue  
Centennial, CO 80112  
USA  
Phone: 303.730.1950  
Toll Free: 1.888.506.6887  
Fax: 303.730.1966  
nb-customerservice@bio-techne.com

### **Bio-Techne Canada**

21 Canmotor Ave  
Toronto, ON M8Z 4E6  
Canada  
Phone: 905.827.6400  
Toll Free: 855.668.8722  
Fax: 905.827.6402  
canada.inquires@bio-techne.com

### **Bio-Techne Ltd**

19 Barton Lane  
Abingdon Science Park  
Abingdon, OX14 3NB, United Kingdom  
Phone: (44) (0) 1235 529449  
Free Phone: 0800 37 34 15  
Fax: (44) (0) 1235 533420  
info.EMEA@bio-techne.com

### **General Contact Information**

www.novusbio.com  
Technical Support: nb-technical@bio-techne.com  
Orders: nb-customerservice@bio-techne.com  
General: novus@novusbio.com

### **Products Related to NB100-74596**

---

NBP2-33376H	Blue Marker Antibody (6F4-F6) [HRP]
HAF008	Goat anti-Rabbit IgG Secondary Antibody [HRP]
NB7160	Goat anti-Rabbit IgG (H+L) Secondary Antibody [HRP]
NBP2-24891	Rabbit IgG Isotype Control

---

### **Limitations**

This product is for research use only and is not approved for use in humans or in clinical diagnosis. Primary Antibodies are guaranteed for 1 year from date of receipt.

For more information on our 100% guarantee, please visit [www.novusbio.com/guarantee](http://www.novusbio.com/guarantee)

Earn gift cards/discounts by submitting a review: [www.novusbio.com/reviews/submit/NB100-74596](http://www.novusbio.com/reviews/submit/NB100-74596)

Earn gift cards/discounts by submitting a publication using this product:  
[www.novusbio.com/publications](http://www.novusbio.com/publications)

