

Product Datasheet

Integrin alpha 6/CD49f Antibody (450-30A) - BSA Free NB100-64908

Unit Size: 0.1 mg

Store at 4C short term. Aliquot and store at -20C long term. Avoid freeze-thaw cycles.

www.novusbio.com



technical@novusbio.com

Protocols, Publications, Related Products, Reviews, Research Tools and Images at:
www.novusbio.com/NB100-64908

Updated 2/21/2025 v.20.1

Earn rewards for product
reviews and publications.

Submit a publication at www.novusbio.com/publications

Submit a review at www.novusbio.com/reviews/destination/NB100-64908



NB100-64908

Integrin alpha 6/CD49f Antibody (450-30A) - BSA Free


Product Information	
Unit Size	0.1 mg
Concentration	1.0 mg/ml
Storage	Store at 4C short term. Aliquot and store at -20C long term. Avoid freeze-thaw cycles.
Clonality	Monoclonal
Clone	450-30A
Preservative	0.09% Sodium Azide
Isotype	IgG1
Purity	Protein G purified
Buffer	PBS

Product Description	
Host	Mouse
Gene ID	3655
Gene Symbol	ITGA6
Species	Human
Specificity/Sensitivity	Recognizes CD49f, also known as VLA-6 and alpha 6 integrin. CD49f is expressed by platelets, weakly by monocytes and by a subset of lymphocytes. CD49f is also widely expressed on epithelial tissues.
Immunogen	alpha 6 beta 4 integrin purified from A431 cells

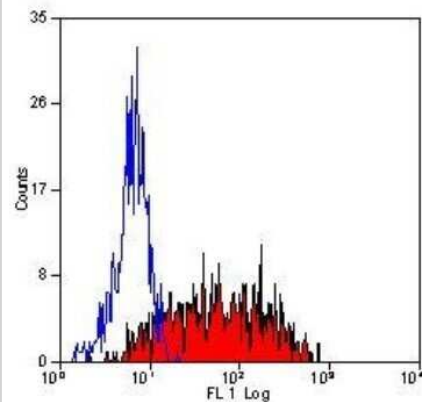
Product Application Details	
Applications	Western Blot, Flow Cytometry, Immunohistochemistry, Immunohistochemistry-Frozen
Recommended Dilutions	Western Blot, Flow Cytometry 1:10 - 1:1000, Immunohistochemistry 1:10 - 1:500, Immunohistochemistry-Frozen 1:50 - 1:100

Images

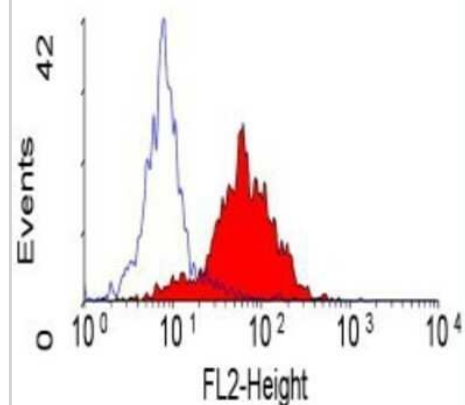
Western Blot: Integrin alpha 6/CD49f Antibody (450-30A) [NB100-64908] - Analysis using the FITC conjugate of NB100-64908. Detection of Jurkat whole cell lysate.



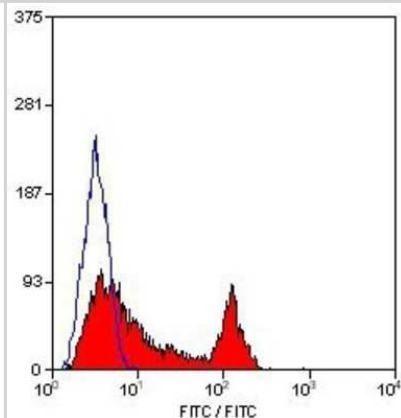
Flow Cytometry: Integrin alpha 6/CD49f Antibody (450-30A) [NB100-64908] - Analysis using the FITC conjugate of NB100-64908. Staining of human peripheral blood monocytes.



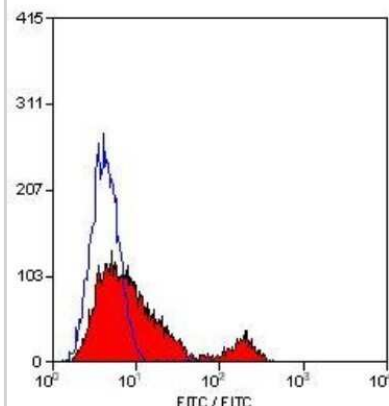
Flow Cytometry: Integrin alpha 6/CD49f Antibody (450-30A) [NB100-64908] - Staining of human peripheral blood monocytes.



Flow Cytometry: Integrin alpha 6/CD49f Antibody (450-30A) [NB100-64908] - Analysis using the FITC conjugate of NB100-64908. Staining of human peripheral blood lymphocytes.



Flow Cytometry: Integrin alpha 6/CD49f Antibody (450-30A) [NB100-64908] - Analysis using the FITC conjugate of NB100-64908. Staining of human peripheral blood lymphocytes.





Novus Biologicals USA

10730 E. Briarwood Avenue
Centennial, CO 80112
USA
Phone: 303.730.1950
Toll Free: 1.888.506.6887
Fax: 303.730.1966
nb-customerservice@bio-techne.com

Bio-Techne Canada

21 Canmotor Ave
Toronto, ON M8Z 4E6
Canada
Phone: 905.827.6400
Toll Free: 855.668.8722
Fax: 905.827.6402
canada.inquires@bio-techne.com

Bio-Techne Ltd

19 Barton Lane
Abingdon Science Park
Abingdon, OX14 3NB, United Kingdom
Phone: (44) (0) 1235 529449
Free Phone: 0800 37 34 15
Fax: (44) (0) 1235 533420
info.EMEA@bio-techne.com

General Contact Information

www.novusbio.com
Technical Support: nb-technical@bio-techne.com
Orders: nb-customerservice@bio-techne.com
General: novus@novusbio.com

Products Related to NB100-64908

NBL1-12066	Integrin alpha 6/CD49f Overexpression Lysate
HAF007	Goat anti-Mouse IgG Secondary Antibody [HRP]
NB720-B	Rabbit anti-Mouse IgG (H+L) Secondary Antibody [Biotin]
NBP1-97005-0.5mg	Mouse IgG1 Isotype Control (MG1)

Limitations

This product is for research use only and is not approved for use in humans or in clinical diagnosis. Primary Antibodies are guaranteed for 1 year from date of receipt.

For more information on our 100% guarantee, please visit www.novusbio.com/guarantee

Earn gift cards/discounts by submitting a review: www.novusbio.com/reviews/submit/NB100-64908

Earn gift cards/discounts by submitting a publication using this product:
www.novusbio.com/publications

