

Product Datasheet

CD28 Antibody (YTH913.12) - BSA Free NB100-64867

Unit Size: 0.1 mg

Store at 4C short term. Aliquot and store at -20C long term. Avoid freeze-thaw cycles.

www.novusbio.com



technical@novusbio.com

Protocols, Publications, Related Products, Reviews, Research Tools and Images at:
www.novusbio.com/NB100-64867

Updated 2/21/2025 v.20.1

Earn rewards for product
reviews and publications.

Submit a publication at www.novusbio.com/publications

Submit a review at www.novusbio.com/reviews/destination/NB100-64867



NB100-64867

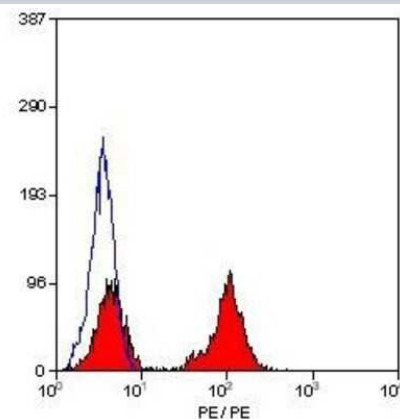
CD28 Antibody (YTH913.12) - BSA Free

Product Information	
Unit Size	0.1 mg
Concentration	1 mg/ml
Storage	Store at 4C short term. Aliquot and store at -20C long term. Avoid freeze-thaw cycles.
Clonality	Monoclonal
Clone	YTH913.12
Preservative	0.09% Sodium Azide
Isotype	IgG2b
Purity	Protein G purified
Buffer	PBS
Product Description	
Host	Rat
Gene ID	940
Gene Symbol	CD28
Species	Human
Specificity/Sensitivity	NB100-64867 recognizes the human CD28 cell surface antigen, a 44kD glycoprotein expressed by a subset of T lymphocytes. The antibody enhances the MLR response. It has been reported that this clone also recognizes an epitope of CD28 expressed by NK cells, which is not recognized by clones of 9.3 or CD28.2.(2)
Immunogen	Human peripheral blood T-cells
Product Application Details	
Applications	Flow Cytometry, Immunohistochemistry, Immunohistochemistry-Frozen
Recommended Dilutions	Flow Cytometry 1:25-1:50, Immunohistochemistry 1:10-1:500, Immunohistochemistry-Frozen 1:10-1:500

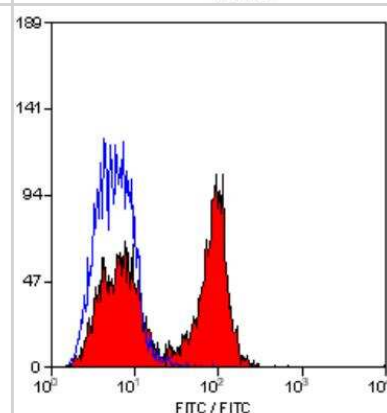


Images

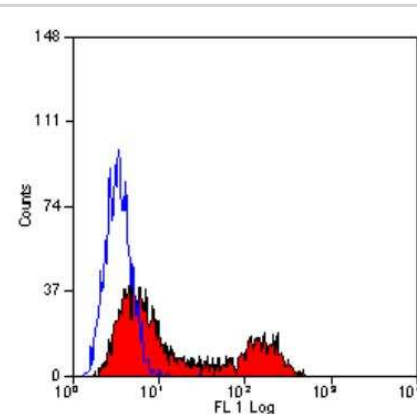
Flow Cytometry: CD28 Antibody (YTH913.12) [NB100-64867] - Analysis using the PE conjugate of NB100-64867. Staining of human peripheral blood lymphocytes.



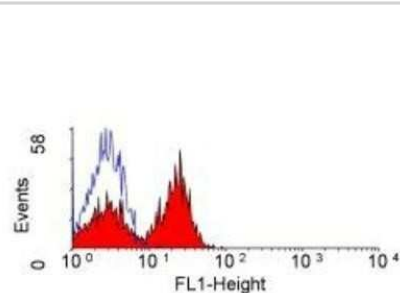
Flow Cytometry: CD28 Antibody (YTH913.12) [NB100-64867] - Staining of human peripheral blood lymphocytes with Rat anti Human.



Flow Cytometry: CD28 Antibody (YTH913.12) [NB100-64867] - Staining of human peripheral blood lymphocytes with Rat anti Human.



Flow Cytometry: CD28 Antibody (YTH913.12) [NB100-64867] - Analysis using the Biotin conjugate of NB100-64867. Staining of human peripheral blood lymphocytes.





Novus Biologicals USA

10730 E. Briarwood Avenue
Centennial, CO 80112
USA
Phone: 303.730.1950
Toll Free: 1.888.506.6887
Fax: 303.730.1966
nb-customerservice@bio-techne.com

Bio-Techne Canada

21 Canmotor Ave
Toronto, ON M8Z 4E6
Canada
Phone: 905.827.6400
Toll Free: 855.668.8722
Fax: 905.827.6402
canada.inquires@bio-techne.com

Bio-Techne Ltd

19 Barton Lane
Abingdon Science Park
Abingdon, OX14 3NB, United Kingdom
Phone: (44) (0) 1235 529449
Free Phone: 0800 37 34 15
Fax: (44) (0) 1235 533420
info.EMEA@bio-techne.com

General Contact Information

www.novusbio.com
Technical Support: nb-technical@bio-techne.com
Orders: nb-customerservice@bio-techne.com
General: novus@novusbio.com

Products Related to NB100-64867

HAF005	Goat anti-Rat IgG Secondary Antibody [HRP]
F0105B	Goat anti-Rat IgG Secondary Antibody [Phycoerythrin]
DDXCR03	Rat IgG2b Isotype Control
NBP2-57015PEP	CD28 Recombinant Protein Antigen

Limitations

This product is for research use only and is not approved for use in humans or in clinical diagnosis. Primary Antibodies are guaranteed for 1 year from date of receipt.

For more information on our 100% guarantee, please visit www.novusbio.com/guarantee

Earn gift cards/discounts by submitting a review: www.novusbio.com/reviews/submit/NB100-64867

Earn gift cards/discounts by submitting a publication using this product:
www.novusbio.com/publications

