

Product Datasheet

CD200/OX2 Antibody (OX-104) - BSA Free NB100-64860

Unit Size: 0.1 mg

Store at 4C short term. Aliquot and store at -20C long term. Avoid freeze-thaw cycles.

www.novusbio.com



technical@novusbio.com

Protocols, Publications, Related Products, Reviews, Research Tools and Images at:
www.novusbio.com/NB100-64860

Updated 10/23/2024 v.20.1

Earn rewards for product
reviews and publications.

Submit a publication at www.novusbio.com/publications

Submit a review at www.novusbio.com/reviews/destination/NB100-64860



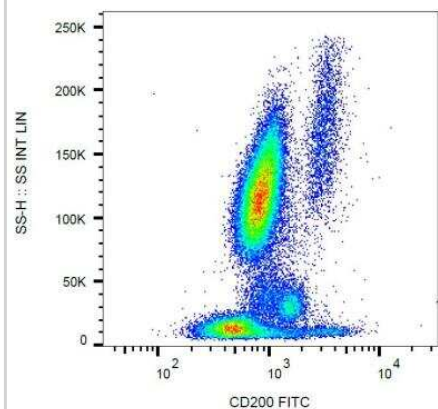
NB100-64860

CD200/OX2 Antibody (OX-104) - BSA Free

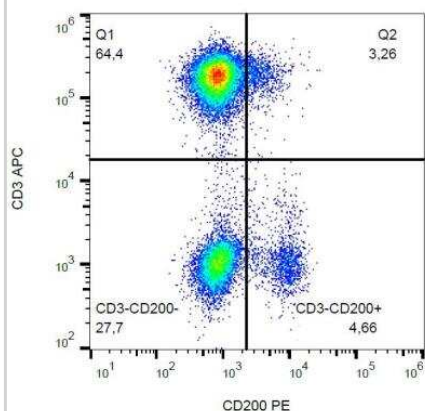
Product Information	
Unit Size	0.1 mg
Concentration	1.0 mg/ml
Storage	Store at 4C short term. Aliquot and store at -20C long term. Avoid freeze-thaw cycles.
Clonality	Monoclonal
Clone	OX-104
Preservative	0.9% Sodium Azide
Isotype	IgG1 Kappa
Purity	Protein A purified
Buffer	PBS (pH 7.4)
Product Description	
Host	Mouse
Gene ID	4345
Gene Symbol	CD200
Species	Human
Specificity/Sensitivity	NB100-64860 recognizes the human CD200 cell surface antigen, also known as OX2. CD200 is expressed by a subset of B lymphocytes, some endothelial cells and by neurons. Recent studies have suggested that the CD200-CD200 ligand system is of importance in the control of macrophage and granulocyte activation.
Immunogen	Made to Human CD200
Product Application Details	
Applications	Flow Cytometry, Immunohistochemistry, Immunohistochemistry-Frozen, Immunohistochemistry-Paraffin
Recommended Dilutions	Flow Cytometry 1-4 ug/ml, Immunohistochemistry 1:10-1:500, Immunohistochemistry-Paraffin 1:10-1:500, Immunohistochemistry-Frozen 1:10-1:500

Images

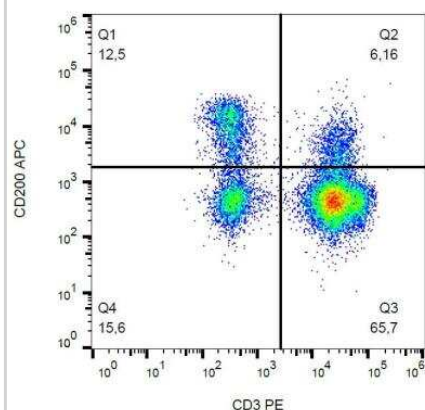
Flow Cytometry: CD200/OX2 Antibody (OX-104) [NB100-64860] - Surface staining of CD200 in human peripheral blood with CD200/OX2 antibody (conjugated to FITC).



Flow Cytometry: CD200/OX2 Antibody (OX-104) [NB100-64860] - Surface staining of CD200 in human peripheral blood with CD200/OX2 antibody (conjugated to PE).



Flow Cytometry: CD200/OX2 Antibody (OX-104) [NB100-64860] - Surface staining of CD200 in human peripheral blood with CD200/OX2 antibody (conjugated to APC).





Novus Biologicals USA

10730 E. Briarwood Avenue
Centennial, CO 80112
USA
Phone: 303.730.1950
Toll Free: 1.888.506.6887
Fax: 303.730.1966
nb-customerservice@bio-techne.com

Bio-Techne Canada

21 Canmotor Ave
Toronto, ON M8Z 4E6
Canada
Phone: 905.827.6400
Toll Free: 855.668.8722
Fax: 905.827.6402
canada.inquires@bio-techne.com

Bio-Techne Ltd

19 Barton Lane
Abingdon Science Park
Abingdon, OX14 3NB, United Kingdom
Phone: (44) (0) 1235 529449
Free Phone: 0800 37 34 15
Fax: (44) (0) 1235 533420
info.EMEA@bio-techne.com

General Contact Information

www.novusbio.com
Technical Support: nb-technical@bio-techne.com
Orders: nb-customerservice@bio-techne.com
General: novus@novusbio.com

Products Related to NB100-64860

HAF007	Goat anti-Mouse IgG Secondary Antibody [HRP]
NB720-B	Rabbit anti-Mouse IgG (H+L) Secondary Antibody [Biotin]
NBP1-43319-0.5mg	Mouse IgG1 Kappa Isotype Control (P3.6.2.8.1)
NB100-64860UV	CD200/OX2 Antibody (OX-104) [DyLight 350]

Limitations

This product is for research use only and is not approved for use in humans or in clinical diagnosis. Primary Antibodies are guaranteed for 1 year from date of receipt.

For more information on our 100% guarantee, please visit www.novusbio.com/guarantee

Earn gift cards/discounts by submitting a review: www.novusbio.com/reviews/submit/NB100-64860

Earn gift cards/discounts by submitting a publication using this product:
www.novusbio.com/publications

