

# Product Datasheet

## CoREST3/RCOR3 Antibody

### NB100-60637

Unit Size: 0.1 ml

Store at 4C. Do not freeze.

[www.novusbio.com](http://www.novusbio.com)



[technical@novusbio.com](mailto:technical@novusbio.com)

Protocols, Publications, Related Products, Reviews, Research Tools and Images at:  
[www.novusbio.com/NB100-60637](http://www.novusbio.com/NB100-60637)

Updated 9/9/2025 v.20.1

Earn rewards for product  
reviews and publications.

Submit a publication at [www.novusbio.com/publications](http://www.novusbio.com/publications)

Submit a review at [www.novusbio.com/reviews/destination/NB100-60637](http://www.novusbio.com/reviews/destination/NB100-60637)



**NB100-60637**

## CoREST3/RCOR3 Antibody

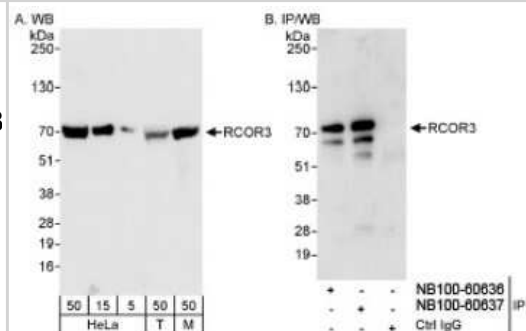
Product Information	
Unit Size	0.1 ml
Concentration	0.2 mg/ml
Storage	Store at 4C. Do not freeze.
Clonality	Polyclonal
Preservative	0.09% Sodium Azide
Isotype	IgG
Purity	Immunogen affinity purified
Buffer	TBS and 0.1% BSA

Product Description	
Description	Novus Biologicals Rabbit CoREST3/RCOR3 Antibody (NB100-60637) is a polyclonal antibody validated for use in IHC, WB, ICC/IF and IP. All Novus Biologicals antibodies are covered by our 100% guarantee.
Host	Rabbit
Gene ID	55758
Gene Symbol	RCOR3
Species	Human, Mouse
Immunogen	The immunogen recognized by this antibody maps to a region between residue 445 and 495 of human REST corepressor 3 using the numbering given in entry NP_060724.1 (GeneID 55758).

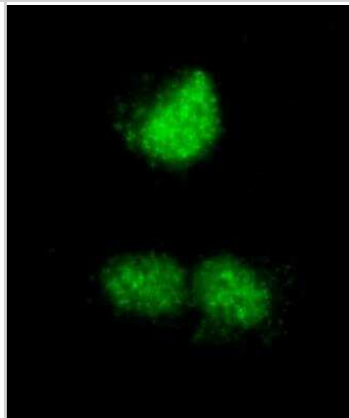
Product Application Details	
Applications	Western Blot, Immunohistochemistry-Paraffin, Immunocytochemistry/ Immunofluorescence, Immunohistochemistry, Immunoprecipitation
Recommended Dilutions	Western Blot 1:2000-1:10000, Immunohistochemistry 1:100-1:500, Immunocytochemistry/ Immunofluorescence 1:100 - 1:500, Immunoprecipitation 2-5 ug/mg lysate, Immunohistochemistry-Paraffin 1:100-1:500
Application Notes	Epitope retrieval with citrate buffer pH 6.0 is recommended for FFPE tissue sections.

## Images

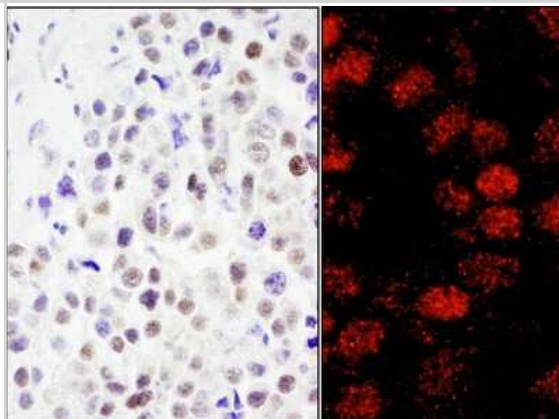
Western Blot: CoREST3/RCOR3 Antibody [NB100-60637] - Whole cell lysate from HeLa (5, 15 and 50 ug for WB; 1 mg for IP, 20% of IP loaded), 293T (T; 50 ug) and mouse NIH3T3 (M; 50 ug) cells. NB100-60637 used for WB at 0.04 ug/ml (A) and 1 ug/ml (B) and used for IP at 3 ug/mg lysate. RCOR3 was also immunoprecipitated by rabbit anti-RCOR3 antibody NB100-60636, which recognizes an upstream epitope.



Immunocytochemistry/Immunofluorescence: CoREST3/RCOR3 Antibody [NB100-60637] - FFPE section of NBF-fixed HeLa Cells Antibody: Affinity purified rabbit anti- RCOR3 used at a dilution of 1:80 (2.5 ug/ml). Detection: Green-fluorescent goat anti-rabbit IgG-heavy and light chain cross-adsorbed Antibody DyLight (R) 488 Conjugated used at a dilution of 1:100.



Immunohistochemistry: CoREST3/RCOR3 Antibody [NB100-60637] - Sample: FFPE sections of human testicular seminoma (left) and breast carcinoma (right). Antibody: Affinity purified rabbit anti- RCOR3 used at a dilution of 1:200 (1ug/ml) and 1:80 (2.5 ug/ml). Detection: DAB and Red-fluorescent Goat anti-Rabbit IgG-heavy





### **Novus Biologicals USA**

10730 E. Briarwood Avenue  
Centennial, CO 80112  
USA  
Phone: 303.730.1950  
Toll Free: 1.888.506.6887  
Fax: 303.730.1966  
nb-customerservice@bio-techne.com

### **Bio-Techne Canada**

21 Canmotor Ave  
Toronto, ON M8Z 4E6  
Canada  
Phone: 905.827.6400  
Toll Free: 855.668.8722  
Fax: 905.827.6402  
canada.inquires@bio-techne.com

### **Bio-Techne Ltd**

19 Barton Lane  
Abingdon Science Park  
Abingdon, OX14 3NB, United Kingdom  
Phone: (44) (0) 1235 529449  
Free Phone: 0800 37 34 15  
Fax: (44) (0) 1235 533420  
info.EMEA@bio-techne.com

### **General Contact Information**

www.novusbio.com  
Technical Support: nb-technical@bio-techne.com  
Orders: nb-customerservice@bio-techne.com  
General: novus@novusbio.com

### **Products Related to NB100-60637**

---

HAF008	Goat anti-Rabbit IgG Secondary Antibody [HRP]
NB7160	Goat anti-Rabbit IgG (H+L) Secondary Antibody [HRP]
NBP2-24891	Rabbit IgG Isotype Control
NBP2-68930PEP	CoREST3/RCOR3 Recombinant Protein Antigen

---

### **Limitations**

This product is for research use only and is not approved for use in humans or in clinical diagnosis. Primary Antibodies are guaranteed for 1 year from date of receipt.

For more information on our 100% guarantee, please visit [www.novusbio.com/guarantee](http://www.novusbio.com/guarantee)

Earn gift cards/discounts by submitting a review: [www.novusbio.com/reviews/submit/NB100-60637](http://www.novusbio.com/reviews/submit/NB100-60637)

Earn gift cards/discounts by submitting a publication using this product:  
[www.novusbio.com/publications](http://www.novusbio.com/publications)

