

Product Datasheet

PLA2G3 Antibody - BSA Free

NB100-59031

Unit Size: 0.05 mg

Keep as concentrated solution. Aliquot and store at -20C or below. Avoid multiple freeze-thaw cycles.

www.novusbio.com



technical@novusbio.com

Protocols, Publications, Related Products, Reviews, Research Tools and Images at:
www.novusbio.com/NB100-59031

Updated 10/23/2024 v.20.1

Earn rewards for product
reviews and publications.

Submit a publication at www.novusbio.com/publications

Submit a review at www.novusbio.com/reviews/destination/NB100-59031



NB100-59031

PLA2G3 Antibody - BSA Free

Product Information	
Unit Size	0.05 mg
Concentration	1.0 mg/ml
Storage	Keep as concentrated solution. Aliquot and store at -20C or below. Avoid multiple freeze-thaw cycles.
Clonality	Polyclonal
Preservative	0.1% Sodium Azide
Isotype	IgG
Purity	Immunogen affinity purified
Buffer	PBS

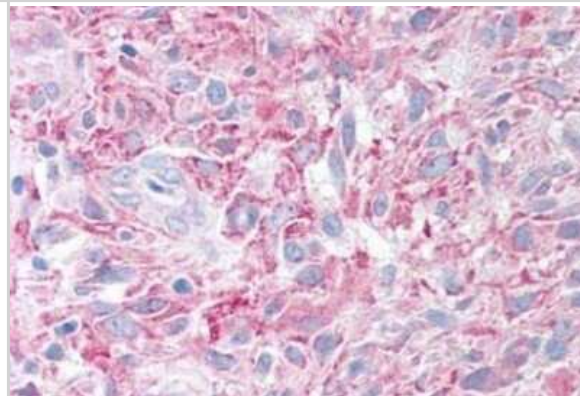
Product Description	
Description	Product can be stored undiluted at 4C for up to 1 month.
Host	Rabbit
Gene ID	50487
Gene Symbol	PLA2G3
Species	Human, Porcine, Bovine, Primate, Monkey
Reactivity Notes	Predicted cross-reactivity based on sequence identity: Gorilla (100%), Gibbon (100%), Marmoset (100%), Bat (83%), Canine (83%), Opossum (83%).
Specificity/Sensitivity	Human PLA2G3. BLAST analysis of the peptide immunogen showed no homology with other human proteins.
Immunogen	Synthetic 12 amino acid peptide from internal region of human PLA2G3.

Product Application Details	
Applications	Immunohistochemistry, Immunohistochemistry-Paraffin
Recommended Dilutions	Immunohistochemistry, Immunohistochemistry-Paraffin 2.5 ug/ml

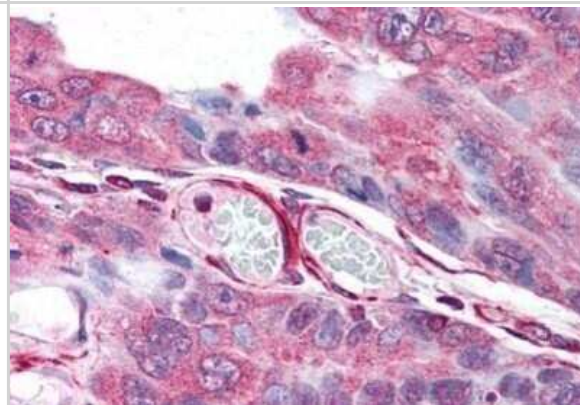


Images

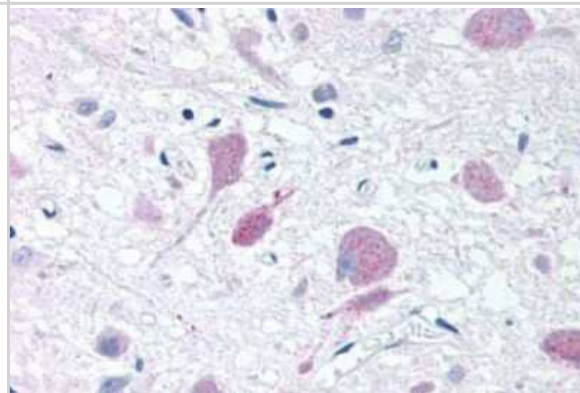
Immunohistochemistry-Paraffin: PLA2G3 Antibody - BSA Free [NB100-59031] - Brain, Glioblastoma



Immunohistochemistry-Paraffin: PLA2G3 Antibody - BSA Free [NB100-59031] - Analysis of anti-PLA2G3 antibody with human colon carcinoma at concentration 5 ug/ml.



Immunohistochemistry-Paraffin: PLA2G3 Antibody - BSA Free [NB100-59031] - Brain, Hypothalamus, neurons





Novus Biologicals USA

10730 E. Briarwood Avenue
Centennial, CO 80112
USA
Phone: 303.730.1950
Toll Free: 1.888.506.6887
Fax: 303.730.1966
nb-customerservice@bio-techne.com

Bio-Techne Canada

21 Canmotor Ave
Toronto, ON M8Z 4E6
Canada
Phone: 905.827.6400
Toll Free: 855.668.8722
Fax: 905.827.6402
canada.inquires@bio-techne.com

Bio-Techne Ltd

19 Barton Lane
Abingdon Science Park
Abingdon, OX14 3NB, United Kingdom
Phone: (44) (0) 1235 529449
Free Phone: 0800 37 34 15
Fax: (44) (0) 1235 533420
info.EMEA@bio-techne.com

General Contact Information

www.novusbio.com
Technical Support: nb-technical@bio-techne.com
Orders: nb-customerservice@bio-techne.com
General: novus@novusbio.com

Products Related to NB100-59031

HAF008	Goat anti-Rabbit IgG Secondary Antibody [HRP]
NB7160	Goat anti-Rabbit IgG (H+L) Secondary Antibody [HRP]
NBP2-24891	Rabbit IgG Isotype Control
H00050487-Q01-10ug	Recombinant Human PLA2G3 GST (N-Term) Protein

Limitations

This product is for research use only and is not approved for use in humans or in clinical diagnosis. Primary Antibodies are guaranteed for 1 year from date of receipt.

For more information on our 100% guarantee, please visit www.novusbio.com/guarantee

Earn gift cards/discounts by submitting a review: www.novusbio.com/reviews/submit/NB100-59031

Earn gift cards/discounts by submitting a publication using this product:
www.novusbio.com/publications

