

# Product Datasheet

## ZNF198 Antibody - BSA Free

### NB100-56490

Unit Size: 0.1 mg

Store at 4C short term. Aliquot and store at -20C long term. Avoid freeze-thaw cycles.

[www.novusbio.com](http://www.novusbio.com)



[technical@novusbio.com](mailto:technical@novusbio.com)

Protocols, Publications, Related Products, Reviews, Research Tools and Images at:  
[www.novusbio.com/NB100-56490](http://www.novusbio.com/NB100-56490)

Updated 9/9/2025 v.20.1

Earn rewards for product  
reviews and publications.

Submit a publication at [www.novusbio.com/publications](http://www.novusbio.com/publications)

Submit a review at [www.novusbio.com/reviews/destination/NB100-56490](http://www.novusbio.com/reviews/destination/NB100-56490)



**NB100-56490**

ZNF198 Antibody - BSA Free

Product Information	
Unit Size	0.1 mg
Concentration	0.5 mg/ml
Storage	Store at 4C short term. Aliquot and store at -20C long term. Avoid freeze-thaw cycles.
Clonality	Polyclonal
Preservative	0.05% Sodium Azide
Isotype	IgG
Purity	Immunogen affinity purified
Buffer	PBS containing 0.2% gelatin


Product Description	
Description	Novus Biologicals Rabbit ZNF198 Antibody - BSA Free (NB100-56490) is a polyclonal antibody validated for use in IHC and WB. All Novus Biologicals antibodies are covered by our 100% guarantee.
Host	Rabbit
Gene ID	7750
Gene Symbol	ZMYM2
Species	Human, Canine, Primate
Reactivity Notes	Xenopus proteins (76%).
Immunogen	A portion of amino acids 1250-1300 of human Zinc finger protein 198 was used as the immunogen.

Product Application Details	
Applications	Western Blot, Immunohistochemistry-Paraffin, Immunohistochemistry
Recommended Dilutions	Western Blot 0.1-1 ug/ml, Immunohistochemistry 1:10-1:500, Immunohistochemistry-Paraffin 10 ug/ml

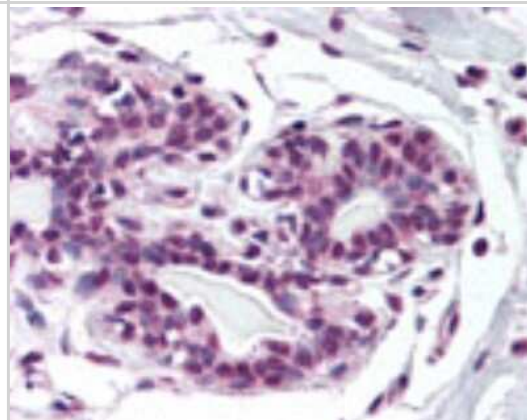


## Images

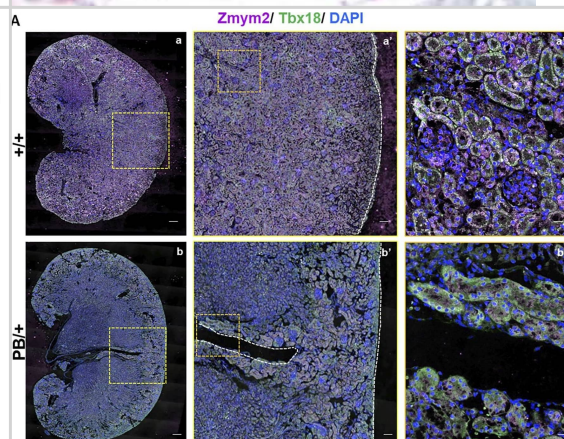
Western Blot: ZNF198 Antibody [NB100-56490] - Analysis of ZNF198 in mouse skeletal muscle lysate in the 1) absence and 2) presence of immunizing peptide using this antibody at 0.1 ug/ml.



Immunohistochemistry-Paraffin: ZNF198 Antibody [NB100-56490] - Analysis of human breast using this antibody at 10 ug/ml.



Abnormal expression of Tbx18 in mouse kidney induced by Zmym2 mutant related to mouse kidney development. (A) Immunofluorescence staining of Zmym2 and Tbx18 in the renal tissue of Zmym2 PB mice. Full image of kidney in a, b; focused observation of kidney nephrogenic zone in a', b', white dashed line indicates nephrogenic zone; enlarged image to clearly depict subcellular localization in a'', b''. Scale bars, 200  $\mu$ m in a, b; 50  $\mu$ m in a', b'; 10  $\mu$ m in a'', b''. (B, C) Western blots showed that the Tbx18 protein expression in kidney tissues was reduced approximately 50% in Zmym2 PB/+ group, compared to Zmym2 +/+ group. \*\*\*,  $p < 0.001$ . Image collected and cropped by CiteAb from the following open publication (<https://pubmed.ncbi.nlm.nih.gov/40313719>), licensed under a CC-BY license. Not internally tested by Novus Biologicals.





### **Novus Biologicals USA**

10730 E. Briarwood Avenue  
Centennial, CO 80112  
USA  
Phone: 303.730.1950  
Toll Free: 1.888.506.6887  
Fax: 303.730.1966  
nb-customerservice@bio-techne.com

### **Bio-Techne Canada**

21 Canmotor Ave  
Toronto, ON M8Z 4E6  
Canada  
Phone: 905.827.6400  
Toll Free: 855.668.8722  
Fax: 905.827.6402  
canada.inquires@bio-techne.com

### **Bio-Techne Ltd**

19 Barton Lane  
Abingdon Science Park  
Abingdon, OX14 3NB, United Kingdom  
Phone: (44) (0) 1235 529449  
Free Phone: 0800 37 34 15  
Fax: (44) (0) 1235 533420  
info.EMEA@bio-techne.com

### **General Contact Information**

www.novusbio.com  
Technical Support: nb-technical@bio-techne.com  
Orders: nb-customerservice@bio-techne.com  
General: novus@novusbio.com

### **Products Related to NB100-56490**

---

NBP2-33376H	Blue Marker Antibody (6F4-F6) [HRP]
HAF008	Goat anti-Rabbit IgG Secondary Antibody [HRP]
NB7160	Goat anti-Rabbit IgG (H+L) Secondary Antibody [HRP]
NBP2-24891	Rabbit IgG Isotype Control

---

### **Limitations**

This product is for research use only and is not approved for use in humans or in clinical diagnosis. Primary Antibodies are guaranteed for 1 year from date of receipt.

For more information on our 100% guarantee, please visit [www.novusbio.com/guarantee](http://www.novusbio.com/guarantee)

Earn gift cards/discounts by submitting a review: [www.novusbio.com/reviews/submit/NB100-56490](http://www.novusbio.com/reviews/submit/NB100-56490)

Earn gift cards/discounts by submitting a publication using this product:  
[www.novusbio.com/publications](http://www.novusbio.com/publications)

