

# Product Datasheet

## Importin-9 Antibody - BSA Free NB100-56489

Unit Size: 0.1 mg

Store at 4C short term. Aliquot and store at -20C long term. Avoid freeze-thaw cycles.

[www.novusbio.com](http://www.novusbio.com)



[technical@novusbio.com](mailto:technical@novusbio.com)

Protocols, Publications, Related Products, Reviews, Research Tools and Images at:  
[www.novusbio.com/NB100-56489](http://www.novusbio.com/NB100-56489)

Updated 9/9/2025 v.20.1

Earn rewards for product  
reviews and publications.

Submit a publication at [www.novusbio.com/publications](http://www.novusbio.com/publications)

Submit a review at [www.novusbio.com/reviews/destination/NB100-56489](http://www.novusbio.com/reviews/destination/NB100-56489)



**NB100-56489**

Importin-9 Antibody - BSA Free

Product Information	
Unit Size	0.1 mg
Concentration	1.0 mg/ml
Storage	Store at 4C short term. Aliquot and store at -20C long term. Avoid freeze-thaw cycles.
Clonality	Polyclonal
Preservative	0.05% Sodium Azide
Isotype	IgG
Purity	Protein G purified
Buffer	PBS

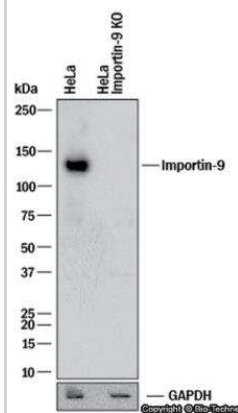
Product Description	
Description	Novus Biologicals Knockout (KO) Validated Rabbit Importin-9 Antibody - BSA Free (NB100-56489) is a polyclonal antibody validated for use in IHC and WB. All Novus Biologicals antibodies are covered by our 100% guarantee.
Host	Rabbit
Gene ID	55705
Gene Symbol	IPO9
Species	Human, Mouse, Primate, Rhesus Macaque
Reactivity Notes	Chicken (82%), Rat, Bovine (82%).
Specificity/Sensitivity	The amino acid sequence used as immunogen is 100% homologous in human (isoforms CRA_a, CRA_b and CRA_c), (isoforms 1 and 2 and Importin-9a and Importin-9b),
Immunogen	A portion of amino acids 950-1000 of human Importin-9 was used as the immunogen.

Product Application Details	
Applications	Western Blot, Immunohistochemistry-Paraffin, Immunohistochemistry, Knockout Validated
Recommended Dilutions	Western Blot 0.5-2 ug/ml, Immunohistochemistry, Immunohistochemistry-Paraffin 10 ug/ml, Knockout Validated 2 ug/ml




## Images

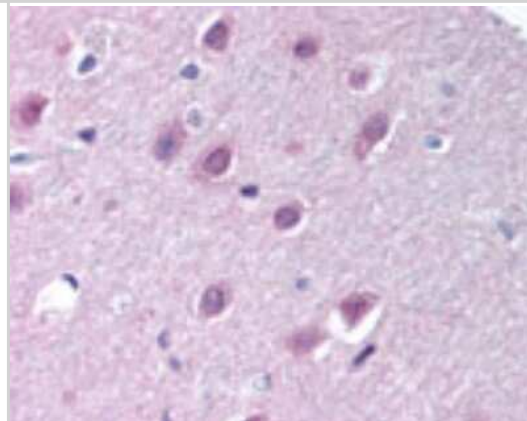
Western Blot: Importin-9 Antibody [NB100-56489] - Western blot shows lysates of HeLa human cervical epithelial carcinoma parental cell line and Importin-9 knockout (KO) HeLa cell line. PVDF membrane was probed with 2 ug/ml of Rabbit Anti-Human Importin-9 Polyclonal Antibody (Catalog # NB100-56489) followed by HRP-conjugated Anti-Rabbit IgG Secondary Antibody (Catalog #HAF008). Specific band was detected for Importin-9 at approximately 130 kDa (as indicated) in the parental HeLa cell line, but is not detectable in the knockout HeLa cell line. This experiment was conducted under reducing conditions.



Western Blot: Importin-9 Antibody [NB100-56489] - Analysis of Importin-9 in HeLa lysate in the 1) absence and 2) presence of immunizing peptide using this antibody. 5 ug/ml.



Immunohistochemistry-Paraffin: Importin-9 Antibody [NB100-56489] - Analysis of human brain, cortex using this antibody at 10 ug/ml.





### **Novus Biologicals USA**

10730 E. Briarwood Avenue  
Centennial, CO 80112  
USA  
Phone: 303.730.1950  
Toll Free: 1.888.506.6887  
Fax: 303.730.1966  
nb-customerservice@bio-techne.com

### **Bio-Techne Canada**

21 Canmotor Ave  
Toronto, ON M8Z 4E6  
Canada  
Phone: 905.827.6400  
Toll Free: 855.668.8722  
Fax: 905.827.6402  
canada.inquires@bio-techne.com

### **Bio-Techne Ltd**

19 Barton Lane  
Abingdon Science Park  
Abingdon, OX14 3NB, United Kingdom  
Phone: (44) (0) 1235 529449  
Free Phone: 0800 37 34 15  
Fax: (44) (0) 1235 533420  
info.EMEA@bio-techne.com

### **General Contact Information**

www.novusbio.com  
Technical Support: nb-technical@bio-techne.com  
Orders: nb-customerservice@bio-techne.com  
General: novus@novusbio.com

### **Products Related to NB100-56489**

---

NBP2-33376H	Blue Marker Antibody (6F4-F6) [HRP]
HAF008	Goat anti-Rabbit IgG Secondary Antibody [HRP]
NB7160	Goat anti-Rabbit IgG (H+L) Secondary Antibody [HRP]
NBP2-24891	Rabbit IgG Isotype Control

---

### **Limitations**

This product is for research use only and is not approved for use in humans or in clinical diagnosis. Primary Antibodies are guaranteed for 1 year from date of receipt.

For more information on our 100% guarantee, please visit [www.novusbio.com/guarantee](http://www.novusbio.com/guarantee)

Earn gift cards/discounts by submitting a review: [www.novusbio.com/reviews/submit/NB100-56489](http://www.novusbio.com/reviews/submit/NB100-56489)

Earn gift cards/discounts by submitting a publication using this product:  
[www.novusbio.com/publications](http://www.novusbio.com/publications)

